



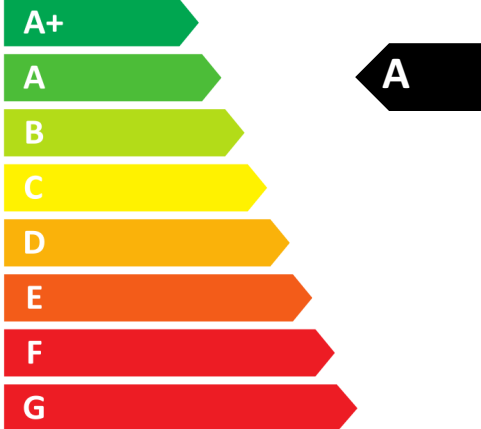
ENERG

енергия · ενεργεια



STIEBEL ELTRON

LWZ-W 600 E Trend



54
dB



600 m³/h



Product datasheet: Mechanical ventilation unit to Regulation (EU) No. 1254/2014 | 1253/2014

		LWZ-W 600 E Trend
		205073
Manufacturer		STIEBEL ELTRON
Specific energy consumption under colder climate conditions with control subject to on-site requirements	kWh/(m²a)	-76,50
Specific energy consumption under average climate conditions with control subject to on-site requirements	kWh/(m²a)	-40,34
Specific energy consumption under warmer climate conditions with control subject to on-site requirements	kWh/(m²a)	-16,99
Energy efficiency class under colder climate conditions with control subject to on-site requirements		A+
Energy efficiency class under average climate conditions with control subject to on-site requirements		A
Energy efficiency class under warmer climate conditions with control subject to on-site requirements		E
Ventilation unit type		WLA, Zwei Richtungen
Drive type		Drehzahl geregelt
Heat recovery type		Rekuperativ
Rate of temperature change for heat recovery	%	73,1
Max. air flow rate	m³/h	600
Max. power consumption	W	208
Sound power level LWA	dB(A)	54
Reference air flow rate	m³/s	0,117
Reference pressure differential	Pa	50
Specific power input	W/(m³/h)	0,24
Control factor, control subject to on-site requirements		0,65
Internal air leakage quota	%	0,82
External air leakage quota	%	0,59
Annual power consumption under colder climate conditions with control subject to on-site requirements	kWh/a	688
Annual power consumption under average climate conditions with control subject to on-site requirements	kWh/a	151
Annual power consumption under warmer climate conditions with control subject to on-site requirements	kWh/a	106
Annual heating savings under colder climate conditions with control subject to on-site requirements	kWh/a	8497
Annual heating savings under average climate conditions with control subject to on-site requirements	kWh/a	4343
Annual heating savings under warmer climate conditions with control subject to on-site requirements	kWh/a	1964



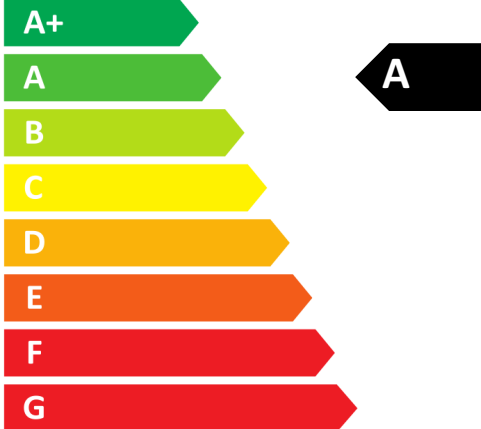
ENERG

енергия · ενεργεια



STIEBEL ELTRON

LWZ-W 600 E Trend



54
dB



600 m³/h



Product datasheet: Mechanical ventilation unit to Regulation (EU) No. 1254/2014 | 1253/2014

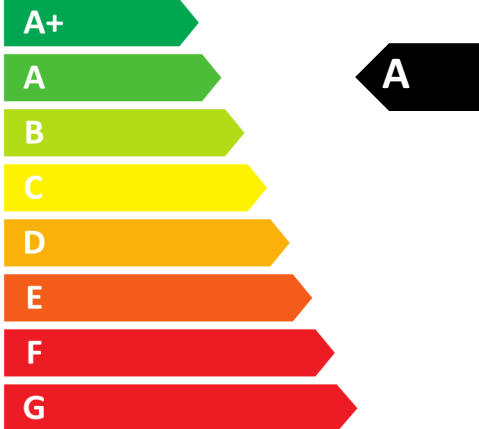
		LWZ-W 600 E Trend
		205073
Manufacturer		STIEBEL ELTRON
Specific energy consumption under colder climate conditions with central demand-dependent control	kWh/(m²a)	-71,27
Specific energy consumption under average climate conditions with central demand-dependent control	kWh/(m²a)	-36,75
Specific energy consumption under warmer climate conditions with central demand-dependent control	kWh/(m²a)	-14,34
Energy efficiency class under colder climate conditions with central demand-dependent control		A+
Energy efficiency class under average climate conditions with central demand-dependent control		A
Energy efficiency class under warmer climate conditions with central demand-dependent control		E
Ventilation unit type		WLA, Zwei Richtungen
Drive type		Drehzahl geregelt
Heat recovery type		Rekuperativ
Rate of temperature change for heat recovery	%	73,1
Max. air flow rate	m³/h	600
Max. power consumption	W	208
Sound power level LWA	dB(A)	54
Reference air flow rate	m³/s	0,117
Reference pressure differential	Pa	50
Specific power input	W/(m³/h)	0,24
Control factor, central demand-dependent control		0,85
Internal air leakage quota	%	0,82
External air leakage quota	%	0,59
Annual power consumption under colder climate conditions with central demand-dependent control	kWh/a	763
Annual power consumption under average climate conditions with central demand-dependent control	kWh/a	226
Annual power consumption under warmer climate conditions with central demand-dependent control	kWh/a	181
Annual heating savings under colder climate conditions with central demand-dependent control	kWh/a	8162
Annual heating savings under average climate conditions with central demand-dependent control	kWh/a	4172
Annual heating savings under warmer climate conditions with central demand-dependent control	kWh/a	1887



ENERG Y IJA
енергия · ενεργεια IE IA

STIEBEL ELTRON

LWZ-W 600 E Trend



54
dB



600 m³/h



Product datasheet: Mechanical ventilation unit to Regulation (EU) No. 1254/2014 | 1253/2014

		LWZ-W 600 E Trend
		205073
Manufacturer		STIEBEL ELTRON
Specific energy consumption under colder climate conditions with time control	kWh/(m²a)	-68,47
Specific energy consumption under average climate conditions with time control	kWh/(m²a)	-34,76
Specific energy consumption under warmer climate conditions with time control	kWh/(m²a)	-12,83
Energy efficiency class under colder climate conditions with time control		A+
Energy efficiency class under average climate conditions with time control		A
Energy efficiency class under warmer climate conditions with time control		E
Ventilation unit type		WLA, Zwei Richtungen
Drive type		Drehzahl geregelt
Heat recovery type		Rekuperativ
Rate of temperature change for heat recovery	%	73,1
Max. air flow rate	m³/h	600
Max. power consumption	W	208
Sound power level LWA	dB(A)	54
Reference air flow rate	m³/s	0,117
Reference pressure differential	Pa	50
Specific power input	W/(m³/h)	0,24
Control factor, time control		0,95
Internal air leakage quota	%	0,82
External air leakage quota	%	0,59
Annual power consumption under colder climate conditions with time control	kWh/a	808
Annual power consumption under average climate conditions with time control	kWh/a	271
Annual power consumption under warmer climate conditions with time control	kWh/a	226
Annual heating savings under colder climate conditions with time control	kWh/a	7994
Annual heating savings under average climate conditions with time control	kWh/a	4086
Annual heating savings under warmer climate conditions with time control	kWh/a	1848



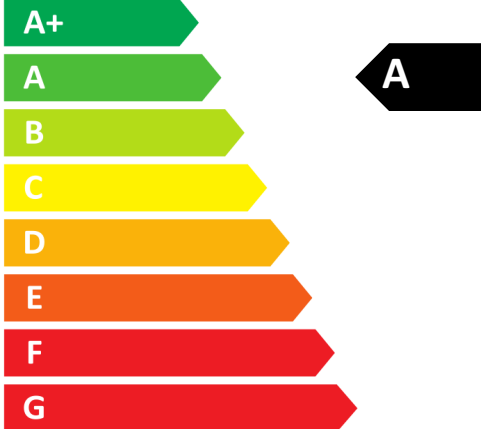
ENERG

енергия · ενεργεια



STIEBEL ELTRON

LWZ-W 600 E Trend



54
dB



600 m³/h



Product datasheet: Mechanical ventilation unit to Regulation (EU) No. 1254/2014 | 1253/2014

		LWZ-W 600 E Trend
		205073
Manufacturer		STIEBEL ELTRON
Specific energy consumption under colder climate conditions with manual control	kWh/(m²a)	-67,02
Specific energy consumption under average climate conditions with manual control	kWh/(m²a)	-33,72
Specific energy consumption under warmer climate conditions with manual control	kWh/(m²a)	-12,02
Energy efficiency class under colder climate conditions with manual control		A+
Energy efficiency class under average climate conditions with manual control		B
Energy efficiency class under warmer climate conditions with manual control		E
Ventilation unit type		WLA, Zwei Richtungen
Drive type		Drehzahl geregelt
Heat recovery type		Rekuperativ
Rate of temperature change for heat recovery	%	73,1
Max. air flow rate	m³/h	600
Max. power consumption	W	208
Sound power level LWA	dB(A)	54
Reference air flow rate	m³/s	0,117
Reference pressure differential	Pa	50
Specific power input	W/(m³/h)	0,24
Control factor, manual control		1,00
Internal air leakage quota	%	0,82
External air leakage quota	%	0,59
Annual power consumption under colder climate conditions with manual control	kWh/a	833
Annual power consumption under average climate conditions with manual control	kWh/a	296
Annual power consumption under warmer climate conditions with manual control	kWh/a	251
Annual heating savings under colder climate conditions with manual control	kWh/a	7910
Annual heating savings under average climate conditions with manual control	kWh/a	4044
Annual heating savings under warmer climate conditions with manual control	kWh/a	1828