



ENERG
енергия · ενεργεια



WPE-I 85 Premium H

STIEBEL ELTRON



55 °C

35 °C



A+++

A+++



50 dB



■ 81

■ **81**

■ 81

kW

■ 84

■ **84**

■ 84

kW



2019


811/2013

		WPE-I 85 Premium H
		207092
Manufacturer		STIEBEL ELTRON
Space heating energy efficiency class under average climate conditions, medium-temperature applications		A+++
Energy efficiency class, space heating under average climate conditions, low-temperature applications		A+++
Rated heating output under average climate conditions for medium-temperature applications (P rated)	kW	81
Rated heating output under average climate conditions for low-temperature applications (P rated)	kW	84
Seasonal space heating energy efficiency under average climate conditions for medium-temperature applications (η_s)	%	159
Seasonal space heating energy efficiency under average climate conditions for low-temperature applications (η_s)	%	202
Annual energy consumption under average climate conditions for medium-temperature applications (QHE)	kWh/a	40141
Annual energy consumption under average climate conditions for low-temperature applications (QHE)	kWh/a	33054
Sound power level, indoor	dB(A)	50
Option for operation only at off-peak times		-
Special measures		For all special measures to be taken during assembly, installation or maintenance of the room heater, see the installation instructions
Rated heating output under colder climate conditions for medium-temperature applications (P rated)	kW	81
Rated heating output under colder climate conditions for low-temperature applications (P rated)	kW	84
Rated heating output under warmer climate conditions for medium-temperature applications (P rated)	kW	81
Rated heating output under warmer climate conditions for low-temperature applications (P rated)	kW	84
Seasonal space heating energy efficiency under colder climate conditions for medium-temperature applications (η_s)	%	166
Seasonal space heating energy efficiency under colder climate conditions for low-temperature applications (η_s)	%	209
Seasonal space heating energy efficiency under warmer climate conditions for medium-temperature applications (η_s)	%	158
Seasonal space heating energy efficiency under warmer climate conditions for low-temperature applications (η_s)	%	203
Annual energy consumption under colder climate conditions for medium-temperature applications (QHE)	kWh/a	46029
Annual energy consumption under colder climate conditions for low-temperature applications (QHE)	kWh/a	38123
Annual energy consumption under warmer climate conditions for medium-temperature applications (QHE)	kWh/a	26114
Annual energy consumption under warmer climate conditions for low-temperature applications (QHE)	kWh/a	21295




ENERG

енергия · ενεργεια



WPE-I 85 Premium H

STIEBEL ELTRON



A⁺⁺⁺

A⁺⁺⁺

A⁺⁺⁺

A⁺⁺

A⁺

A

B

C


D

E

F

G

+



+



+



+



Product datasheet: Space heater to Regulation (EU) No 811/2013 (S.I. 2019 No. 539 / Programme 2)

		WPE-I 85 Premium H
		207092
Manufacturer		STIEBEL ELTRON
Seasonal space heating energy efficiency under average climate conditions for low-temperature applications (η_s)	%	202
Temperature control class		II
Contribution of temperature control to space heating energy efficiency	%	2
Space heating energy efficiency of package under average climate conditions	%	159
Space heating energy efficiency of package under colder climate conditions	%	166
Space heating energy efficiency of package under warmer climate conditions	%	158
Value of differential between space heating energy efficiency under average climate conditions and that under colder climate conditions	%	7
Value of differential between space heating energy efficiency under warmer climate conditions and that under average climate conditions	%	1
Energy efficiency class, space heating under average climate conditions, low-temperature applications		A+++
Space heating energy efficiency class of package under average climate conditions		A+++

Product datasheet: Space heater to Regulation (EU) No 811/2013 (S.I. 2019 No. 539 / Programme 2)

		WPE-I 85 Premium H
		207092
Manufacturer		STIEBEL ELTRON
Heat source		Sole
Low temperature heat pump		-
With auxiliary heater		-
Combination heater with heat pump		-
Rated heating output under colder climate conditions for medium-temperature applications (P rated)	kW	81
Rated heating output under average climate conditions for medium-temperature applications (P rated)	kW	81
Rated heating output under warmer climate conditions for medium-temperature applications (P rated)	kW	81
Tj = -7 °C heating output, partial load range under colder climate conditions (Pdh)	kW	49,2
Tj = -7 °C heating output, partial load range under average climate conditions (Pdh)	kW	71,9
Tj = 2 °C heating output, partial load range under colder climate conditions (Pdh)	kW	29,9
Tj = 2 °C heating output, partial load range under average climate conditions (Pdh)	kW	43,8
Tj = 2 °C heating output, partial load range under warmer climate conditions (Pdh)	kW	81,3
Tj = 7 °C heating output, partial load range under colder climate conditions (Pdh)	kW	23,1
Tj = 7 °C heating output, partial load range under average climate conditions (Pdh)	kW	28,1
Tj = 7 °C heating output, partial load range under warmer climate conditions (Pdh)	kW	52,3
Tj = 12 °C heating output, partial load range under colder climate conditions (Pdh)	kW	23,2
Tj = 12 °C heating output, partial load range under average climate conditions (Pdh)	kW	23,0
Tj = 12 °C heating output, partial load range under warmer climate conditions (Pdh)	kW	23,2
Tj = dual mode temperature under colder climate conditions (Pdh)	kW	81,3
Tj = dual mode temperature under average climate conditions (Pdh)	kW	81,3
Tj = dual mode temperature under warmer climate conditions (Pdh)	kW	81,3
Tj = operating temperature limit under colder climate conditions (Pdh)	kW	81,3
Tj = operating temperature limit under average climate conditions (Pdh)	kW	81,3
Tj = operating temperature limit under warmer climate conditions (Pdh)	kW	81,3
For air source heat pumps: Tj = -15 °C (if TOL< -20 °C) (Pdh)	kW	79,0
Dual mode temperature under colder climate conditions (Tbiv)	°C	-22
Dual mode temperature under average climate conditions (Tbiv)	°C	-10
Dual mode temperature under warmer climate conditions (Tbiv)	°C	2
Seasonal space heating energy efficiency under colder climate conditions for medium-temperature applications (ηs)	%	166
Seasonal space heating energy efficiency under average climate conditions for medium-temperature applications (ηs)	%	159
Seasonal space heating energy efficiency under warmer climate conditions for medium-temperature applications (ηs)	%	158
Tj = -7 °C COP, partial load range under colder climate conditions (COPd)		3,92
Tj = -7 °C COP, partial load range under average climate conditions (COPd)		3,15
Tj = 2 °C COP, partial load range under colder climate conditions (COPd)		4,84
Tj = 2 °C COP, partial load range under average climate conditions (COPd)		4,15
Tj = 2 °C COP, partial load range under warmer climate conditions (COPd)		2,91
Tj = 7 °C COP, partial load range under colder climate conditions (COPd)		5,00
Tj = 7 °C COP, partial load range under average climate conditions (COPd)		4,91

Tj = 7 °C COP, partial load range under warmer climate conditions (COPd)		3,69
Tj = 12 °C COP, partial load range under colder climate conditions (COPd)		5,06
Tj = 12 °C COP, partial load range under average climate conditions (COPd)		4,94
Tj = 12 °C COP, partial load range under warmer climate conditions (COPd)		4,87
Tj = dual mode temperature under colder climate conditions (COPd)		2,91
Tj = dual mode temperature under average climate conditions (COPd)		2,91
Tj = dual mode temperature under warmer climate conditions (COPd)		2,91
Tj = operating temperature limit under colder climate conditions (COPd)		2,91
Tj = operating temperature limit under average climate conditions (COPd)		2,91
Tj = operating temperature limit under warmer climate conditions (COPd)		2,91
For air source heat pumps: Tj = -15 °C (if TOL < -20 °C) (COPd)		2,36
Operating temperature limit of heating water under colder climate conditions (WTOL)	°C	65
Operating temperature limit of heating water under average climate conditions (WTOL)	°C	65
Operating temperature limit of heating water under warmer climate conditions (WTOL)	°C	65
Power consumption, off-mode (Poff)	W	12
Power consumption, thermostat off-mode (PTO)	W	12
Power consumption, standby state (PSB)	W	12
Type of energy supply, auxiliary heater		elektrisch
Output control		veränderlich
Sound power level, indoor	dB(A)	50
Annual energy consumption under colder climate conditions for medium-temperature applications (QHE)	kWh/a	46029
Annual energy consumption under average climate conditions for medium-temperature applications (QHE)	kWh/a	40141
Annual energy consumption under warmer climate conditions for medium-temperature applications (QHE)	kWh/a	26114
Flow rate on heat source side	m³/h	1879
Special measures	For all special measures to be taken during assembly, installation or maintenance of the room heater, see the installation instructions	