

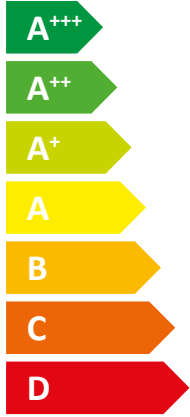



**ENERG**  
енергия · ενέργεια


Y IJA  
IE IA

**STIEBEL ELTRON**

WPC 13



**A++**



**A**

50 dB



- 16 kW
- 13 kW
- 13 kW

2019

811/2013

**Product datasheet: Combi heater to regulation (EU) no. 811/2013**

		<b>WPC 13</b>
		232930
Manufacturer		STIEBEL ELTRON
Load profile		XL
Energy efficiency class for central heating in moderate climates for medium temperature applications		A++
Energy efficiency class for central heating in moderate climates for low temperature applications		A+++
Energy efficiency category for DHW heating under moderate climatic conditions		A
Rated heating output in moderate climates for average temperature applications (Prated)	kW	12
Rated heating output in moderate climates for low temperature applications (Prated)	kW	13
Annual energy consumption in moderate climates for average temperature applications (QHE)	kWh/a	6603
Annual energy consumption in moderate climates for low temperature applications (QHE)	kWh/a	5186
Annual power consumption in moderate climates (AEC)	kWh/a	1540
Seasonal room heating efficiency in moderate climates for average temperature applications ( $\eta_s$ )	%	142
Seasonal room heating efficiency in moderate climates for low temperature applications ( $\eta_s$ )	%	203
Energy efficiency for DHW heating ( $\eta_{wh}$ ) under moderate climatic conditions	%	113
Sound power level internal	dB(A)	50
Special measures		For all special measures to be taken during assembly, installation or maintenance of the room heater, see the installation instructions
Rated heating output in colder climates for average temperature applications (Prated)	kW	15
Rated heating output in colder climates for low temperature applications (Prated)	kW	16
Rated heating output in warmer climates for average temperature applications (Prated)	kW	12
Rated heating output in warmer climates for low temperature applications (Prated)	kW	13
Annual energy consumption in colder climates for average temperature applications (QHE)	kWh/a	9647
Annual energy consumption in colder climates for low temperature applications (QHE)	kWh/a	7507
Annual energy consumption in warmer climates for average temperature applications (QHE)	kWh/a	4287
Annual energy consumption in warmer climates for low temperature applications (QHE)	kWh/a	3361
Annual power consumption in colder climates (AEC)	kWh/a	1540
Annual power consumption in warmer climates (AEC)	kWh/a	1540
Seasonal room heating efficiency in colder climates for average temperature applications ( $\eta_s$ )	%	147
Seasonal room heating efficiency in colder climates for low temperature applications ( $\eta_s$ )	%	208
Seasonal room heating efficiency in warmer climates for average temperature applications ( $\eta_s$ )	%	141
Seasonal room heating efficiency in warmer climates for low temperature applications ( $\eta_s$ )	%	202
Energy efficiency for DHW heating ( $\eta_{wh}$ ) under colder climatic conditions	%	113
Energy efficiency for DHW heating ( $\eta_{wh}$ ) under warmer climatic conditions	%	113
Operation exclusively enabled during low load times		-



# ENERG

енергия · ενεργεια



**STIEBEL ELTRON**

WPC 13

A+++  
A++  
A+  
A  
B  
C  
D  
E  
F  
G

+

+

+

+

XL

A+++  
A++  
A+  
A  
B  
C  
D  
E  
F  
G

**Product datasheet: Composite system consisting of room heater and temperature controller to regulation (EU) no. 811/2013**

		<b>WPC 13</b>
		232930
Manufacturer		STIEBEL ELTRON
Seasonal room heating efficiency in moderate climates for average temperature applications ( $\eta_s$ )	%	142
Temperature controller class		VII
Contribution of temperature controller to room heating energy efficiency	%	3,5
Room heating energy efficiency of composite system under moderate climatic conditions	%	146
Room heating energy efficiency of composite system under colder climatic conditions	%	151
Room heating energy efficiency of composite system under warmer climatic conditions	%	145
Value of differential between room heating energy efficiency under moderate climatic conditions and that under colder climatic conditions	%	5
Value of differential between room heating energy efficiency under warmer climatic conditions and that under moderate climatic conditions	%	1
Energy efficiency class for central heating in moderate climates for medium temperature applications		A++
Room heating energy efficiency class of composite system under moderate climatic conditions		A++
Energy efficiency category for DHW heating under moderate climatic conditions		A
Load profile		XL

Required details about room heater and combi heater with heat pump to regulation (EU) no. 813/2013 & 811/2013

		<b>WPC 13</b>
		232930
Manufacturer		STIEBEL ELTRON
Heat source		Brine
Low temperature heat pump		-
With booster heater		x
Combi boiler with heat pump		x
Rated heating output in colder climates for average temperature applications (Prated)	kW	15
Rated heating output in moderate climates for average temperature applications (Prated)	kW	12
Rated heating output in warmer climates for average temperature applications (Prated)	kW	12
Tj = -7 °C heating output, partial load range in colder climates (Pdh)	kW	12,5
Tj = -7 °C heating output, partial load range under moderate climatic conditions (Pdh)	kW	12,1
Tj = -7 °C heating output, partial load range in warmer climates (Pdh)	kW	12
Tj = 2 °C heating output, partial load range in colder climates (Pdh)	kW	12,8
Tj = 2 °C heating output, partial load range under moderate climatic conditions (Pdh)	kW	12,5
Tj = 2 °C heating output, partial load range in warmer climates (Pdh)	kW	12
Tj = 7 °C heating output, partial load range in colder climates (Pdh)	kW	13
Tj = 7 °C heating output, partial load range under moderate climatic conditions (Pdh)	kW	12,8
Tj = 7 °C heating output, partial load range in warmer climates (Pdh)	kW	12,4
Tj = 12 °C heating output, partial load range in colder climates (Pdh)	kW	13,2
Tj = 12 °C heating output, partial load range under moderate climatic conditions (Pdh)	kW	13,1
Tj = 12 °C heating output, partial load range in warmer climates (Pdh)	kW	12,9
Tj = dual mode temperature in colder climates (Pdh)	kW	12,4
Tj = dual mode temperature under moderate climatic conditions (Pdh)	kW	12
Tj = dual mode temperature in warmer climates (Pdh)	kW	12
Tj = operating temperature limit in colder climates (Pdh)	kW	12
Tj = operating temperature limit under moderate climatic conditions (Pdh)	kW	12
Tj = operating temperature limit in warmer climates (Pdh)	kW	12
Dual mode temperature in colder climates (Tbiv)	°C	-15
Dual mode temperature in moderate climates (Tbiv)	°C	-10
Dual mode temperature in warmer climates (Tbiv)	°C	2
Seasonal room heating efficiency in colder climates for average temperature applications (ηs)	%	147
Seasonal room heating efficiency in moderate climates for average temperature applications (ηs)	%	142
Seasonal room heating efficiency in warmer climates for average temperature applications (ηs)	%	141
Tj = -7 °C COP, partial load range in colder climates (COPd)		3,68
Tj = -7 °C COP, partial load range under moderate climatic conditions (COPd)		3,18
Tj = -7 °C COP, partial load range in warmer climates (COPd)		3,05
Tj = 2 °C COP, partial load range in colder climates (COPd)		4,08
Tj = 2 °C COP, partial load range under moderate climatic conditions (COPd)		3,69
Tj = 2 °C COP, partial load range in warmer climates (COPd)		3,05
Tj = 7 °C COP, partial load range in colder climates (COPd)		4,44
Tj = 7 °C COP, partial load range under moderate climatic conditions (COPd)		4,08
Tj = 7 °C COP, partial load range in warmer climates (COPd)		3,45
Tj = 12 °C COP, partial load range in colder climates (COPd)		4,75
Tj = 12 °C COP, partial load range under moderate climatic conditions (COPd)		4,54
Tj = 12 °C COP, partial load range in warmer climates (COPd)		4,23
Tj = dual mode temperature in colder climates (COPd)		3,46

Tj = dual mode temperature under moderate climatic conditions (COPd)		3,05
Tj = dual mode temperature in warmer climates (COPd)		3,05
Tj = operating temperature limit in colder climates (COPd)		3,05
Tj = operating temperature limit under moderate climatic conditions (COPd)		3,05
Tj = operating temperature limit in warmer climates (COPd)		3,05
Heating water operating temperature limit (WTOL)	°C	65
Power consumption, OFF state (Poff)	W	0
Power consumption, thermostat OFF state (PTO)	W	84
Standby power consumption (PSB)	W	9
Power consumption, operating state, with crankcase heating (PCK)	W	0
Booster heater heating output (PSUB)	kW	0
Type of energy supply, booster heater		electric
Power control		Fixed
Sound power level internal	dB(A)	50
Annual energy consumption in colder climates for average temperature applications (QHE)	kWh/a	9647
Annual energy consumption in moderate climates for average temperature applications (QHE)	kWh/a	6603
Annual energy consumption in warmer climates for average temperature applications (QHE)	kWh/a	4287
Flow rate, heat source side	m <sup>3</sup> /h	3,22
Load profile		XL
Daily power consumption in colder climates (QELEC)	kWh	7,07
Daily power consumption (Qelec)	kWh	7,07
Daily power consumption in warmer climates (QELEC)	kWh	7,07
Annual power consumption in colder climates (AEC)	kWh/a	1540
Annual power consumption in moderate climates (AEC)	kWh/a	1540
Annual power consumption in warmer climates (AEC)	kWh/a	1540
Energy efficiency for DHW heating ( $\Gamma_{wh}$ ) under moderate climatic conditions	%	113
Special measures	For all special measures to be taken during assembly, installation or maintenance of the room heater, see the installation instructions	