



**ENERG**  
енергия · ενέργεια

Y IJA  
IE IA

**STIEBEL ELTRON** WPL 19 A



55 °C

35 °C



A++

A+++

59 dB

■ 17	■ 16
■ 12	■ 11
■ 7	■ 7
kW	kW

2019

811/2013

**Product datasheet: Room heater to regulation (EU) no. 811/2013**

		<b>WPL 19 A</b>
		236412
Manufacturer		STIEBEL ELTRON
Energy efficiency class for central heating in moderate climates for medium temperature applications		A++
Energy efficiency class for central heating in moderate climates for low temperature applications		A+++
Rated heating output in moderate climates for average temperature applications (Prated)	kW	12
Rated heating output in moderate climates for low temperature applications (Prated)	kW	11
Seasonal room heating efficiency in moderate climates for average temperature applications ( $\eta_s$ )	%	144
Seasonal room heating efficiency in moderate climates for low temperature applications ( $\eta_s$ )	%	181
Annual energy consumption in moderate climates for average temperature applications (QHE)	kWh/a	6707
Annual energy consumption in moderate climates for low temperature applications (QHE)	kWh/a	5026
Sound power level external	dB(A)	59
Special measures	For all special measures to be taken during assembly, installation or maintenance of the room heater, see the installation instructions	
Rated heating output in colder climates for average temperature applications (Prated)	kW	17
Rated heating output in colder climates for low temperature applications (Prated)	kW	16
Rated heating output in warmer climates for average temperature applications (Prated)	kW	7
Rated heating output in warmer climates for low temperature applications (Prated)	kW	7
Seasonal room heating efficiency in colder climates for average temperature applications ( $\eta_s$ )	%	121
Seasonal room heating efficiency in colder climates for low temperature applications ( $\eta_s$ )	%	147
Seasonal room heating efficiency in warmer climates for average temperature applications ( $\eta_s$ )	%	171
Seasonal room heating efficiency in warmer climates for low temperature applications ( $\eta_s$ )	%	220
Annual energy consumption in colder climates for average temperature applications (QHE)	kWh/a	13872
Annual energy consumption in colder climates for low temperature applications (QHE)	kWh/a	10766
Annual energy consumption in warmer climates for average temperature applications (QHE)	kWh/a	2227
Annual energy consumption in warmer climates for low temperature applications (QHE)	kWh/a	1774



# ENERG

енергия · ενεργεια

Y

IJA



IE





IA



**STIEBEL ELTRON**

WPL 19 A



+    
 +    
 +    
 + 


**Product datasheet: Composite system consisting of room heater and temperature controller to regulation (EU) no. 811/2013**

		<b>WPL 19 A</b>
		236412
Manufacturer		STIEBEL ELTRON
Seasonal room heating efficiency in moderate climates for average temperature applications ( $\eta_s$ )	%	144
Temperature controller class		VI
Contribution of temperature controller to room heating energy efficiency	%	4
Room heating energy efficiency of composite system under moderate climatic conditions	%	148
Room heating energy efficiency of composite system under colder climatic conditions	%	125
Room heating energy efficiency of composite system under warmer climatic conditions	%	175
Value of differential between room heating energy efficiency under moderate climatic conditions and that under colder climatic conditions	%	23
Value of differential between room heating energy efficiency under warmer climatic conditions and that under moderate climatic conditions	%	27
Energy efficiency class for central heating in moderate climates for medium temperature applications		A++
Room heating energy efficiency class of composite system under moderate climatic conditions		A++

Required details about room heater and combi heater with heat pump to regulation (EU) no. 813/2013 & 811/2013

		WPL 19 A
		236412
Manufacturer		STIEBEL ELTRON
Heat source		Outside air
Low temperature heat pump		-
With booster heater		x
Combi boiler with heat pump		-
Rated heating output in colder climates for average temperature applications (Prated)	kW	17
Rated heating output in moderate climates for average temperature applications (Prated)	kW	12
Rated heating output in warmer climates for average temperature applications (Prated)	kW	7
Tj = -7 °C heating output, partial load range in colder climates (Pdh)	kW	10,2
Tj = -7 °C heating output, partial load range under moderate climatic conditions (Pdh)	kW	10,5
Tj = 2 °C heating output, partial load range in colder climates (Pdh)	kW	7,4
Tj = 2 °C heating output, partial load range under moderate climatic conditions (Pdh)	kW	7,4
Tj = 2 °C heating output, partial load range in warmer climates (Pdh)	kW	7,3
Tj = 7 °C heating output, partial load range in colder climates (Pdh)	kW	7,7
Tj = 7 °C heating output, partial load range under moderate climatic conditions (Pdh)	kW	6,8
Tj = 7 °C heating output, partial load range in warmer climates (Pdh)	kW	7,7
Tj = 12 °C heating output, partial load range in colder climates (Pdh)	kW	6,9
Tj = 12 °C heating output, partial load range under moderate climatic conditions (Pdh)	kW	7,1
Tj = 12 °C heating output, partial load range in warmer climates (Pdh)	kW	7,4
Tj = dual mode temperature in colder climates (Pdh)	kW	10,6
Tj = dual mode temperature under moderate climatic conditions (Pdh)	kW	10,6
Tj = dual mode temperature in warmer climates (Pdh)	kW	7,3
Tj = operating temperature limit in colder climates (Pdh)	kW	8,4
Tj = operating temperature limit under moderate climatic conditions (Pdh)	kW	8,4
Tj = operating temperature limit in warmer climates (Pdh)	kW	7,3
For air/water heat pumps: Tj = -15 °C (if TOL < -20 °C) (Pdh)	kW	0
Dual mode temperature in colder climates (Tbiv)	°C	-7
Dual mode temperature in moderate climates (Tbiv)	°C	-7
Dual mode temperature in warmer climates (Tbiv)	°C	2
Seasonal room heating efficiency in colder climates for average temperature applications (ηs)	%	121
Seasonal room heating efficiency in moderate climates for average temperature applications (ηs)	%	144
Seasonal room heating efficiency in warmer climates for average temperature applications (ηs)	%	171
Tj = -7 °C COP, partial load range in colder climates (COPd)		2,88
Tj = -7 °C COP, partial load range under moderate climatic conditions (COPd)		2,58
Tj = 2 °C COP, partial load range in colder climates (COPd)		3,95
Tj = 2 °C COP, partial load range under moderate climatic conditions (COPd)		3,57
Tj = 2 °C COP, partial load range in warmer climates (COPd)		2,84
Tj = 7 °C COP, partial load range in colder climates (COPd)		5,32
Tj = 7 °C COP, partial load range under moderate climatic conditions (COPd)		4,83
Tj = 7 °C COP, partial load range in warmer climates (COPd)		3,8
Tj = 12 °C COP, partial load range in colder climates (COPd)		6,62
Tj = 12 °C COP, partial load range under moderate climatic conditions (COPd)		6,36
Tj = 12 °C COP, partial load range in warmer climates (COPd)		5,92
Tj = dual mode temperature in colder climates (COPd)		2,49
Tj = dual mode temperature under moderate climatic conditions (COPd)		2,49

Tj = dual mode temperature in warmer climates (COPd)		2,84
Tj = operating temperature limit in colder climates (COPd)		2,03
Tj = operating temperature limit under moderate climatic conditions (COPd)		2,03
Tj = operating temperature limit in warmer climates (COPd)		2,84
For air/water heat pumps: Tj= -15 °C (if TOL < -20 °C) (COPd)		0
Heating water operating temperature limit (WTOL)	°C	65
Power consumption, OFF state (Poff)	W	25
Power consumption, thermostat OFF state (PTO)	W	25
Standby power consumption (PSB)	W	25
Power consumption, operating state, with crankcase heating (PCK)	W	0
Booster heater heating output (PSUB)	kW	3,61
Type of energy supply, booster heater		electric
Power control		variable
Sound power level external	dB(A)	59
Annual energy consumption in colder climates for average temperature applications (QHE)	kWh/a	13872
Annual energy consumption in moderate climates for average temperature applications (QHE)	kWh/a	6707
Annual energy consumption in warmer climates for average temperature applications (QHE)	kWh/a	2227
Flow rate, heat source side	m <sup>3</sup> /h	2300
Special measures	For all special measures to be taken during assembly, installation or maintenance of the room heater, see the installation instructions	