



**ENERG** Y IJA  
 енергия · ενέργεια IE IA

**STIEBEL ELTRON**

WPL 17 ICS classic  
 comfort set



55 °C

35 °C



A++

A++

51 dB

48 dB

■ 13	■ 13
■ 7	■ 9
■ 4	■ 5
kW	kW

2019

811/2013

**Product datasheet: Room heater to regulation (EU) no. 811/2013**

		<b>WPL 17 ICS classic comfort set</b>
		236731
Manufacturer		STIEBEL ELTRON
Energy efficiency class for central heating in moderate climates for medium temperature applications		A++
Energy efficiency class for central heating in moderate climates for low temperature applications		A++
Rated heating output in moderate climates for average temperature applications (Prated)	kW	7
Rated heating output in moderate climates for low temperature applications (Prated)	kW	9
Seasonal room heating efficiency in moderate climates for average temperature applications ( $\eta_s$ )	%	129
Seasonal room heating efficiency in moderate climates for low temperature applications ( $\eta_s$ )	%	167
Annual energy consumption in moderate climates for average temperature applications (QHE)	kWh/a	4506
Annual energy consumption in moderate climates for low temperature applications (QHE)	kWh/a	4387
Sound power level internal	dB(A)	51
Sound power level external	dB(A)	48
Rated heating output in colder climates for average temperature applications (Prated)	kW	13
Rated heating output in colder climates for low temperature applications (Prated)	kW	13
Rated heating output in warmer climates for average temperature applications (Prated)	kW	4
Rated heating output in warmer climates for low temperature applications (Prated)	kW	5
Seasonal room heating efficiency in colder climates for average temperature applications ( $\eta_s$ )	%	111
Seasonal room heating efficiency in colder climates for low temperature applications ( $\eta_s$ )	%	130
Seasonal room heating efficiency in warmer climates for average temperature applications ( $\eta_s$ )	%	145
Seasonal room heating efficiency in warmer climates for low temperature applications ( $\eta_s$ )	%	212
Annual energy consumption in colder climates for average temperature applications (QHE)	kWh/a	11197
Annual energy consumption in colder climates for low temperature applications (QHE)	kWh/a	9919
Annual energy consumption in warmer climates for average temperature applications (QHE)	kWh/a	1592
Annual energy consumption in warmer climates for low temperature applications (QHE)	kWh/a	1247



# ENERG

енергия · ενεργεια

Y

IJA

IE

IA

**STIEBEL ELTRON**

WPL 17 ICS classic comfort set






+    
 +    
 +    
 + 


**Product datasheet: Composite system consisting of room heater and temperature controller to regulation (EU) no. 811/2013**

		<b>WPL 17 ICS classic comfort set</b>
		236731
Manufacturer		STIEBEL ELTRON
Seasonal room heating efficiency in moderate climates for average temperature applications ( $\eta_s$ )	%	129
Temperature controller class		VI
Contribution of temperature controller to room heating energy efficiency	%	4
Room heating energy efficiency of composite system under moderate climatic conditions	%	133
Room heating energy efficiency of composite system under colder climatic conditions	%	115
Room heating energy efficiency of composite system under warmer climatic conditions	%	149
Value of differential between room heating energy efficiency under moderate climatic conditions and that under colder climatic conditions	%	18
Value of differential between room heating energy efficiency under warmer climatic conditions and that under moderate climatic conditions	%	16
Energy efficiency class for central heating in moderate climates for medium temperature applications		A++
Room heating energy efficiency class of composite system under moderate climatic conditions		A++

**Required details about room heater and combi heater with heat pump to regulation (EU) no. 813/2013 & 811/2013**

		<b>WPL 17 ICS classic comfort set</b>
		236731
Manufacturer		STIEBEL ELTRON
Heat source		Outside air
Low temperature heat pump		-
With booster heater		x
Combi boiler with heat pump		x
Rated heating output in colder climates for average temperature applications (Prated)	kW	13
Rated heating output in moderate climates for average temperature applications (Prated)	kW	7
Rated heating output in warmer climates for average temperature applications (Prated)	kW	4
Tj = -7 °C heating output, partial load range under moderate climatic conditions (Pdh)	kW	6,39
Tj = 2 °C heating output, partial load range under moderate climatic conditions (Pdh)	kW	4,81
Tj = 7 °C heating output, partial load range under moderate climatic conditions (Pdh)	kW	4,25
Tj = 12 °C heating output, partial load range under moderate climatic conditions (Pdh)	kW	3,18
Tj = dual mode temperature under moderate climatic conditions (Pdh)	kW	6,39
Tj = operating temperature limit under moderate climatic conditions (Pdh)	kW	2,8
For air/water heat pumps:Tj = -15 °C (if TOL< -20 °C) (Pdh)	kW	0
Dual mode temperature in moderate climates (Tbiv)	°C	-7
Seasonal room heating efficiency in colder climates for average temperature applications (ηs)	%	111
Seasonal room heating efficiency in moderate climates for average temperature applications (ηs)	%	129
Seasonal room heating efficiency in warmer climates for average temperature applications (ηs)	%	145
Tj = -7 °C COP, partial load range under moderate climatic conditions (COPd)		2,17
Tj = 2 °C COP, partial load range under moderate climatic conditions (COPd)		3,14
Tj = 7 °C COP, partial load range under moderate climatic conditions (COPd)		4,56
Tj = 12 °C COP, partial load range under moderate climatic conditions (COPd)		6,33
Tj = dual mode temperature under moderate climatic conditions (COPd)		2,17
Tj = operating temperature limit under moderate climatic conditions (COPd)		1,83
For air/water heat pumps:Tj= -15°C (if TOL< -20 °C) (COPd)		0
Operating temperature limit (Tol)	°C	-7
Heating water operating temperature limit (WTOL)	°C	60
Power consumption, OFF state (Poff)	W	21
Power consumption, thermostat OFF state (PTO)	W	56
Standby power consumption (PSB)	W	56
Power consumption, operating state, with crankcase heating (PCK)	W	26
Booster heater heating output (PSUB)	kW	4,43
Type of energy supply, booster heater		electric
Power control		variable
Sound power level external	dB(A)	48
Sound power level internal	dB(A)	51
Annual energy consumption in colder climates for average temperature applications (QHE)	kWh/a	11197
Annual energy consumption in moderate climates for average temperature applications (QHE)	kWh/a	4506
Annual energy consumption in warmer climates for average temperature applications (QHE)	kWh/a	1592
Flow rate, heat source side	m <sup>3</sup> /h	1240



**ENERG**  
енергия · ενέργεια



**STIEBEL ELTRON** SBB 301 WP



**88,00 W**

**321 L**

2017

812/2013


**Product datasheet: DHW cylinder to regulation (EU) no. 812/2013**

		<b>SBB 301 WP</b>
		221360
Manufacturer		STIEBEL ELTRON
Model identification of the supplier		SBB 301 WP
Energy efficiency class		C
Standby losses	W	88,00
Cylinder capacity	l	321



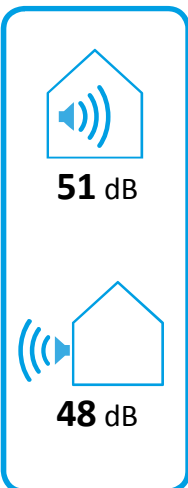
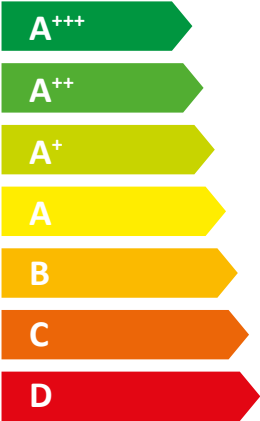
**ENERG** Y IJA  
енергия · ενέργεια IE IA

**STIEBEL ELTRON** WPL 17 ICS classic



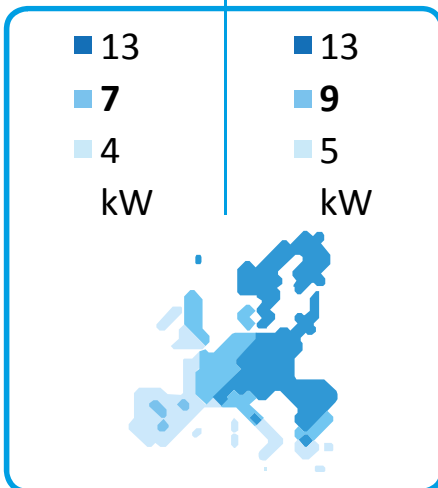
55 °C

35 °C



51 dB

48 dB



13  
7  
4  
kW

13  
9  
5  
kW

2019

811/2013



**Product datasheet: Room heater to regulation (EU) no. 811/2013**

		<b>WPL 17 ICS classic</b>
		236376
Manufacturer		STIEBEL ELTRON
Energy efficiency class for central heating in moderate climates for medium temperature applications		A++
Energy efficiency class for central heating in moderate climates for low temperature applications		A++
Rated heating output in moderate climates for average temperature applications (Prated)	kW	7
Rated heating output in moderate climates for low temperature applications (Prated)	kW	9
Seasonal room heating efficiency in moderate climates for average temperature applications ( $\eta_s$ )	%	129
Seasonal room heating efficiency in moderate climates for low temperature applications ( $\eta_s$ )	%	167
Annual energy consumption in moderate climates for average temperature applications (QHE)	kWh/a	4506
Annual energy consumption in moderate climates for low temperature applications (QHE)	kWh/a	4387
Sound power level internal	dB(A)	51
Sound power level external	dB(A)	48
Special measures		For all special measures to be taken during assembly, installation or maintenance of the room heater, see the installation instructions
Rated heating output in colder climates for average temperature applications (Prated)	kW	13
Rated heating output in colder climates for low temperature applications (Prated)	kW	13
Rated heating output in warmer climates for average temperature applications (Prated)	kW	4
Rated heating output in warmer climates for low temperature applications (Prated)	kW	5
Seasonal room heating efficiency in colder climates for average temperature applications ( $\eta_s$ )	%	111
Seasonal room heating efficiency in colder climates for low temperature applications ( $\eta_s$ )	%	130
Seasonal room heating efficiency in warmer climates for average temperature applications ( $\eta_s$ )	%	145
Seasonal room heating efficiency in warmer climates for low temperature applications ( $\eta_s$ )	%	212
Annual energy consumption in colder climates for average temperature applications (QHE)	kWh/a	11197
Annual energy consumption in colder climates for low temperature applications (QHE)	kWh/a	9919
Annual energy consumption in warmer climates for average temperature applications (QHE)	kWh/a	1592
Annual energy consumption in warmer climates for low temperature applications (QHE)	kWh/a	1247



# ENERG

енергия · ενεργεια

Y



IJA

IE

IA

**STIEBEL ELTRON**

WPL 17 ICS classic



A<sup>++</sup>

A<sup>+++</sup>

A<sup>++</sup>

A<sup>++</sup>

A<sup>+</sup>

A

B

C

D

E

F

G

Boiler icon with A<sup>++</sup> label

+ Solar panel icon   
 + Water tank icon   
 + Control panel icon   
 + Boiler icon

**Product datasheet: Composite system consisting of room heater and temperature controller to regulation (EU) no. 811/2013**

		<b>WPL 17 ICS classic</b>
		236376
Manufacturer		STIEBEL ELTRON
Seasonal room heating efficiency in moderate climates for average temperature applications ( $\eta_s$ )	%	129
Temperature controller class		VI
Contribution of temperature controller to room heating energy efficiency	%	4
Room heating energy efficiency of composite system under moderate climatic conditions	%	133
Room heating energy efficiency of composite system under colder climatic conditions	%	115
Room heating energy efficiency of composite system under warmer climatic conditions	%	149
Value of differential between room heating energy efficiency under moderate climatic conditions and that under colder climatic conditions	%	18
Value of differential between room heating energy efficiency under warmer climatic conditions and that under moderate climatic conditions	%	16
Energy efficiency class for central heating in moderate climates for medium temperature applications		A++
Room heating energy efficiency class of composite system under moderate climatic conditions		A++

**Required details about room heater and combi heater with heat pump to regulation (EU) no. 813/2013 & 811/2013**

		<b>WPL 17 ICS classic</b>
		236376
Manufacturer		STIEBEL ELTRON
Heat source		Outside air
Low temperature heat pump		-
With booster heater		x
Combi boiler with heat pump		x
Rated heating output in colder climates for average temperature applications (Prated)	kW	13
Rated heating output in moderate climates for average temperature applications (Prated)	kW	7
Rated heating output in warmer climates for average temperature applications (Prated)	kW	4
Tj = -7 °C heating output, partial load range in colder climates (Pdh)	kW	7,84
Tj = -7 °C heating output, partial load range under moderate climatic conditions (Pdh)	kW	6,39
Tj = 2 °C heating output, partial load range in colder climates (Pdh)	kW	4,96
Tj = 2 °C heating output, partial load range under moderate climatic conditions (Pdh)	kW	4,81
Tj = 2 °C heating output, partial load range in warmer climates (Pdh)	kW	4,42
Tj = 7 °C heating output, partial load range in colder climates (Pdh)	kW	4,27
Tj = 7 °C heating output, partial load range under moderate climatic conditions (Pdh)	kW	4,25
Tj = 7 °C heating output, partial load range in warmer climates (Pdh)	kW	4,02
Tj = 12 °C heating output, partial load range in colder climates (Pdh)	kW	3,26
Tj = 12 °C heating output, partial load range under moderate climatic conditions (Pdh)	kW	3,18
Tj = 12 °C heating output, partial load range in warmer climates (Pdh)	kW	3,01
Tj = dual mode temperature in colder climates (Pdh)	kW	7,84
Tj = dual mode temperature under moderate climatic conditions (Pdh)	kW	6,39
Tj = dual mode temperature in warmer climates (Pdh)	kW	4,42
Tj = operating temperature limit in colder climates (Pdh)	kW	5,24
Tj = operating temperature limit under moderate climatic conditions (Pdh)	kW	2,8
Tj = operating temperature limit in warmer climates (Pdh)	kW	4,42
For air/water heat pumps: Tj = -15 °C (if TOL < -20 °C) (Pdh)	kW	0
Dual mode temperature in colder climates (Tbiv)	°C	-7
Dual mode temperature in moderate climates (Tbiv)	°C	-7
Dual mode temperature in warmer climates (Tbiv)	°C	2
Seasonal room heating efficiency in colder climates for average temperature applications (ηs)	%	111
Seasonal room heating efficiency in moderate climates for average temperature applications (ηs)	%	129
Seasonal room heating efficiency in warmer climates for average temperature applications (ηs)	%	145
Tj = -7 °C COP, partial load range in colder climates (COPd)		2,31
Tj = -7 °C COP, partial load range under moderate climatic conditions (COPd)		2,17
Tj = 2 °C COP, partial load range in colder climates (COPd)		3,61
Tj = 2 °C COP, partial load range under moderate climatic conditions (COPd)		3,14
Tj = 2 °C COP, partial load range in warmer climates (COPd)		2,27
Tj = 7 °C COP, partial load range in colder climates (COPd)		4,98
Tj = 7 °C COP, partial load range under moderate climatic conditions (COPd)		4,56
Tj = 7 °C COP, partial load range in warmer climates (COPd)		3,3
Tj = 12 °C COP, partial load range in colder climates (COPd)		6,88
Tj = 12 °C COP, partial load range under moderate climatic conditions (COPd)		6,33
Tj = 12 °C COP, partial load range in warmer climates (COPd)		5,35
Tj = dual mode temperature in colder climates (COPd)		2,31
Tj = dual mode temperature under moderate climatic conditions (COPd)		2,17

Tj = dual mode temperature in warmer climates (COPd)		2,21
Tj = operating temperature limit in colder climates (COPd)		2,33
Tj = operating temperature limit under moderate climatic conditions (COPd)		1,83
Tj = operating temperature limit in warmer climates (COPd)		2,21
For air/water heat pumps: Tj = -15 °C (if TOL < -20 °C) (COPd)		0
Heating water operating temperature limit (WTOL)	°C	60
Power consumption, OFF state (Poff)	W	21
Power consumption, thermostat OFF state (PTO)	W	56
Standby power consumption (PSB)	W	56
Power consumption, operating state, with crankcase heating (PCK)	W	26
Booster heater heating output (PSUB)	kW	4,43
Type of energy supply, booster heater		electric
Power control		variable
Sound power level external	dB(A)	48
Sound power level internal	dB(A)	51
Annual energy consumption in colder climates for average temperature applications (QHE)	kWh/a	11197
Annual energy consumption in moderate climates for average temperature applications (QHE)	kWh/a	4506
Annual energy consumption in warmer climates for average temperature applications (QHE)	kWh/a	1592
Flow rate, heat source side	m <sup>3</sup> /h	1240
Special measures	For all special measures to be taken during assembly, installation or maintenance of the room heater, see the installation instructions	