



# ENERGY


WPW-I 07 H 400 Premium

**STIEBEL ELTRON**



55 °C

35 °C



**44** dB



2019

811/2013


		WPW-I 07 H 400 Premium
		201558
Manufacturer		STIEBEL ELTRON
Space heating energy efficiency class under average climate conditions, medium-temperature applications		A++
Energy efficiency class, space heating under average climate conditions, low-temperature applications		A+++
Rated heating output under average climate conditions for medium-temperature applications (P rated)	kW	6
Rated heating output under average climate conditions for low-temperature applications (P rated)	kW	7
Seasonal space heating energy efficiency under average climate conditions for medium-temperature applications ( $\eta_s$ )	%	150
Seasonal space heating energy efficiency under average climate conditions for low-temperature applications ( $\eta_s$ )	%	216
Annual energy consumption under average climate conditions for medium-temperature applications (QHE)	kWh/a	3488
Annual energy consumption under average climate conditions for low-temperature applications (QHE)	kWh/a	2556
Sound power level, indoor	dB(A)	44
Option for operation only at off-peak times		-
Rated heating output under colder climate conditions for medium-temperature applications (P rated)	kW	6
Rated heating output under colder climate conditions for low-temperature applications (P rated)	kW	7
Rated heating output under warmer climate conditions for medium-temperature applications (P rated)	kW	6
Rated heating output under warmer climate conditions for low-temperature applications (P rated)	kW	7
Seasonal space heating energy efficiency under colder climate conditions for medium-temperature applications ( $\eta_s$ )	%	146
Seasonal space heating energy efficiency under colder climate conditions for low-temperature applications ( $\eta_s$ )	%	218
Seasonal space heating energy efficiency under warmer climate conditions for medium-temperature applications ( $\eta_s$ )	%	139
Seasonal space heating energy efficiency under warmer climate conditions for low-temperature applications ( $\eta_s$ )	%	205
Annual energy consumption under colder climate conditions for medium-temperature applications (QHE)	kWh/a	4022
Annual energy consumption under colder climate conditions for low-temperature applications (QHE)	kWh/a	2918
Annual energy consumption under warmer climate conditions for medium-temperature applications (QHE)	kWh/a	2288
Annual energy consumption under warmer climate conditions for low-temperature applications (QHE)	kWh/a	1680



# ENERGY

WPW-I 07 H 400 Premium

**STIEBEL ELTRON**



**A<sup>++</sup>**

**A<sup>+++</sup>**

**A<sup>++</sup>**

**A<sup>++</sup>**

**A<sup>+</sup>**

**A**

**B**




**C**

**D**

**E**

**F**

**G**



**Product datasheet: Space heater to Regulation (EU) No 811/2013 (S.I. 2019 No. 539 / Programme 2)**

		<b>WPW-I 07 H 400 Premium</b>
		201558
Manufacturer		STIEBEL ELTRON
Seasonal space heating energy efficiency under average climate conditions for low-temperature applications ( $\eta_s$ )	%	216
Temperature control class		VII
Contribution of temperature control to space heating energy efficiency	%	4
Space heating energy efficiency of package under average climate conditions	%	145
Space heating energy efficiency of package under colder climate conditions	%	150
Space heating energy efficiency of package under warmer climate conditions	%	143
Value of differential between space heating energy efficiency under average climate conditions and that under colder climate conditions	%	5
Value of differential between space heating energy efficiency under warmer climate conditions and that under average climate conditions	%	2
Energy efficiency class, space heating under average climate conditions, low-temperature applications		A+++
Space heating energy efficiency class of package under average climate conditions		A++

**Product datasheet: Space heater to Regulation (EU) No 811/2013 (S.I. 2019 No. 539 / Programme 2)**

		<b>WPW-I 07 H 400 Premium</b>
		201558
Manufacturer		STIEBEL ELTRON
Heat source		Wasser
Low temperature heat pump		-
With auxiliary heater		x
Combination heater with heat pump		-
Rated heating output under colder climate conditions for medium-temperature applications (P rated)	kW	6
Rated heating output under average climate conditions for medium-temperature applications (P rated)	kW	6
Rated heating output under warmer climate conditions for medium-temperature applications (P rated)	kW	6
Tj = -7 °C heating output, partial load range under colder climate conditions (Pdh)	kW	6,4
Tj = -7 °C heating output, partial load range under average climate conditions (Pdh)	kW	6,2
Tj = 2 °C heating output, partial load range under colder climate conditions (Pdh)	kW	6,6
Tj = 2 °C heating output, partial load range under average climate conditions (Pdh)	kW	6,5
Tj = 2 °C heating output, partial load range under warmer climate conditions (Pdh)	kW	6,2
Tj = 7 °C heating output, partial load range under colder climate conditions (Pdh)	kW	6,8
Tj = 7 °C heating output, partial load range under average climate conditions (Pdh)	kW	6,6
Tj = 7 °C heating output, partial load range under warmer climate conditions (Pdh)	kW	6,4
Tj = 12 °C heating output, partial load range under colder climate conditions (Pdh)	kW	6,9
Tj = 12 °C heating output, partial load range under average climate conditions (Pdh)	kW	6,8
Tj = 12 °C heating output, partial load range under warmer climate conditions (Pdh)	kW	6,7
Tj = dual mode temperature under colder climate conditions (Pdh)	kW	6,2
Tj = dual mode temperature under average climate conditions (Pdh)	kW	6,2
Tj = dual mode temperature under warmer climate conditions (Pdh)	kW	6,2
Tj = operating temperature limit under colder climate conditions (Pdh)	kW	6,2
Tj = operating temperature limit under average climate conditions (Pdh)	kW	6,2
Tj = operating temperature limit under warmer climate conditions (Pdh)	kW	6,2
Dual mode temperature under colder climate conditions (Tbiv)	°C	-22
Dual mode temperature under average climate conditions (Tbiv)	°C	-10
Dual mode temperature under warmer climate conditions (Tbiv)	°C	2
Seasonal space heating energy efficiency under colder climate conditions for medium-temperature applications (ηs)	%	146
Seasonal space heating energy efficiency under average climate conditions for medium-temperature applications (ηs)	%	150
Seasonal space heating energy efficiency under warmer climate conditions for medium-temperature applications (ηs)	%	139
Tj = -7 °C COP, partial load range under colder climate conditions (COPd)		3,83
Tj = -7 °C COP, partial load range under average climate conditions (COPd)		3,38
Tj = 2 °C COP, partial load range under colder climate conditions (COPd)		4,30
Tj = 2 °C COP, partial load range under average climate conditions (COPd)		3,95
Tj = 2 °C COP, partial load range under warmer climate conditions (COPd)		3,24
Tj = 7 °C COP, partial load range under colder climate conditions (COPd)		4,72
Tj = 7 °C COP, partial load range under average climate conditions (COPd)		4,38
Tj = 7 °C COP, partial load range under warmer climate conditions (COPd)		3,69

Tj = 12 °C COP, partial load range under colder climate conditions (COPd)		5,09
Tj = 12 °C COP, partial load range under average climate conditions (COPd)		488,00
Tj = 12 °C COP, partial load range under warmer climate conditions (COPd)		4,54
Tj = dual mode temperature under colder climate conditions (COPd)		3,24
Tj = dual mode temperature under average climate conditions (COPd)		3,24
Tj = dual mode temperature under warmer climate conditions (COPd)		3,24
Tj = operating temperature limit under colder climate conditions (COPd)		3,24
Tj = operating temperature limit under average climate conditions (COPd)		3,24
Tj = operating temperature limit under warmer climate conditions (COPd)		3,24
For air source heat pumps: Tj = -15 °C (if TOL < -20 °C) (COPd)		3,04
Operating temperature limit of heating water under average climate conditions (WTOL)	°C	65
Power consumption, off-mode (Poff)	W	20
Power consumption, thermostat off-mode (PTO)	W	20
Power consumption, standby state (PSB)	W	20
Power consumption, operating state, with crankcase heating (PCK)	W	0
Rated heating output of auxiliary heater under average climate conditions (PSUP)	kW	0,0
Type of energy supply, auxiliary heater		elektrisch
Output control		fest
Sound power level, indoor	dB(A)	44
Annual energy consumption under colder climate conditions for medium-temperature applications (QHE)	kWh/a	4022
Annual energy consumption under average climate conditions for medium-temperature applications (QHE)	kWh/a	3488
Annual energy consumption under warmer climate conditions for medium-temperature applications (QHE)	kWh/a	2288
Flow rate on heat source side	m³/h	160