




ENERGY

STIEBEL ELTRON

WPE-I 06 HW 230 GB
Premium



A+++



A

43 dB



- 7 kW
- 7 kW
- 7 kW

2019

811/2013

Product datasheet: Combi heater to regulation (EU) no. 811/2013




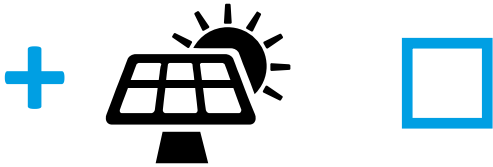

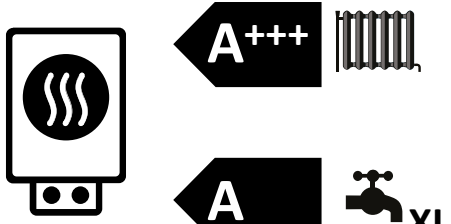
| | | WPE-I 06 HW 230 GB Premium |
|---|-------|---|
| | | 202638 |
| Manufacturer | | STIEBEL ELTRON |
| Load profile | | XL |
| Energy efficiency class for central heating in moderate climates for medium temperature applications | | A+++ |
| Energy efficiency class for central heating in moderate climates for low temperature applications | | A+++ |
| Energy efficiency category for DHW heating under moderate climatic conditions | | A |
| Rated heating output in moderate climates for average temperature applications (Prated) | kW | 6 |
| Rated heating output in moderate climates for low temperature applications (Prated) | kW | 7 |
| Annual energy consumption in moderate climates for average temperature applications (QHE) | kWh/a | 2988 |
| Annual energy consumption in moderate climates for low temperature applications (QHE) | kWh/a | 2662 |
| Annual power consumption in moderate climates (AEC) | kWh/a | 1556 |
| Seasonal room heating efficiency in moderate climates for average temperature applications (η_s) | % | 159.4 |
| Seasonal room heating efficiency in moderate climates for low temperature applications (η_s) | % | 199.8 |
| Energy efficiency for DHW heating (η_{wh}) under moderate climatic conditions | % | 108 |
| Sound power level internal | dB(A) | 43 |
| Special measures | | For all special measures to be taken during assembly, installation or maintenance of the room heater, see the installation instructions |
| Rated heating output in colder climates for average temperature applications (Prated) | kW | 6 |
| Rated heating output in colder climates for low temperature applications (Prated) | kW | 7 |
| Rated heating output in warmer climates for average temperature applications (Prated) | kW | 6 |
| Rated heating output in warmer climates for low temperature applications (Prated) | kW | 7 |
| Annual energy consumption in colder climates for average temperature applications (QHE) | kWh/a | 3439 |
| Annual energy consumption in colder climates for low temperature applications (QHE) | kWh/a | 3069 |
| Annual energy consumption in warmer climates for average temperature applications (QHE) | kWh/a | 1954 |
| Annual energy consumption in warmer climates for low temperature applications (QHE) | kWh/a | 1741 |
| Annual power consumption in colder climates (AEC) | kWh/a | 1556 |
| Annual power consumption in warmer climates (AEC) | kWh/a | 1556 |
| Seasonal room heating efficiency in colder climates for average temperature applications (η_s) | % | 165.5 |
| Seasonal room heating efficiency in colder climates for low temperature applications (η_s) | % | 207.1 |
| Seasonal room heating efficiency in warmer climates for average temperature applications (η_s) | % | 157.5 |
| Seasonal room heating efficiency in warmer climates for low temperature applications (η_s) | % | 197.6 |
| Energy efficiency for DHW heating (η_{wh}) under colder climatic conditions | % | 108 |
| Energy efficiency for DHW heating (η_{wh}) under warmer climatic conditions | % | 108 |
| Operation exclusively enabled during low load times | | - |



ENERGY

STIEBEL ELTRON

WPE-I 06 HW 230 GB Premium



Product datasheet: Composite system consisting of room heater and temperature controller to regulation (EU) no. 811/2013

| | | WPE-I 06 HW 230 GB Premium |
|---|---|-----------------------------------|
| | | 202638 |
| Manufacturer | | STIEBEL ELTRON |
| Seasonal room heating efficiency in moderate climates for average temperature applications (η_s) | % | 159.4 |
| Contribution of temperature controller to room heating energy efficiency | % | 3.5 |
| Room heating energy efficiency of composite system under moderate climatic conditions | % | 162.9 |
| Room heating energy efficiency of composite system under colder climatic conditions | % | 169 |
| Room heating energy efficiency of composite system under warmer climatic conditions | % | 161 |
| Value of differential between room heating energy efficiency under moderate climatic conditions and that under colder climatic conditions | % | 6.2 |
| Value of differential between room heating energy efficiency under warmer climatic conditions and that under moderate climatic conditions | % | 1.9 |
| Energy efficiency class for central heating in moderate climates for medium temperature applications | | A+++ |
| Room heating energy efficiency class of composite system under moderate climatic conditions | | A+++ |
| Energy efficiency category for DHW heating under moderate climatic conditions | | A |
| Load profile | | XL |

Required details about room heater and combi heater with heat pump to regulation (EU) no. 813/2013 & 811/2013

| | | WPE-I 06 HW 230 GB Premium |
|---|----|----------------------------|
| | | 202638 |
| Manufacturer | | STIEBEL ELTRON |
| Heat source | | Brine |
| Low temperature heat pump | | - |
| With booster heater | | x |
| Combi boiler with heat pump | | x |
| Rated heating output in colder climates for average temperature applications (Prated) | kW | 6 |
| Rated heating output in moderate climates for average temperature applications (Prated) | kW | 6 |
| Rated heating output in warmer climates for average temperature applications (Prated) | kW | 6 |
| Tj = -7 °C heating output, partial load range in colder climates (Pdh) | kW | 3.65 |
| Tj = -7 °C heating output, partial load range under moderate climatic conditions (Pdh) | kW | 5.34 |
| Tj = 2 °C heating output, partial load range in colder climates (Pdh) | kW | 2.22 |
| Tj = 2 °C heating output, partial load range under moderate climatic conditions (Pdh) | kW | 3.25 |
| Tj = 2 °C heating output, partial load range in warmer climates (Pdh) | kW | 6.05 |
| Tj = 7 °C heating output, partial load range in colder climates (Pdh) | kW | 1.42 |
| Tj = 7 °C heating output, partial load range under moderate climatic conditions (Pdh) | kW | 2.09 |
| Tj = 7 °C heating output, partial load range in warmer climates (Pdh) | kW | 3.88 |
| Tj = 12 °C heating output, partial load range in colder climates (Pdh) | kW | 1.1 |
| Tj = 12 °C heating output, partial load range under moderate climatic conditions (Pdh) | kW | 1.08 |
| Tj = 12 °C heating output, partial load range in warmer climates (Pdh) | kW | 1.72 |
| Tj = dual mode temperature in colder climates (Pdh) | kW | 6.05 |
| Tj = dual mode temperature under moderate climatic conditions (Pdh) | kW | 6.05 |
| Tj = dual mode temperature in warmer climates (Pdh) | kW | 6.05 |
| Tj = operating temperature limit in colder climates (Pdh) | kW | 6.05 |
| Tj = operating temperature limit under moderate climatic conditions (Pdh) | kW | 6.05 |
| Tj = operating temperature limit in warmer climates (Pdh) | kW | 6.05 |
| Dual mode temperature in colder climates (Tbiv) | °C | -22 |
| Dual mode temperature in moderate climates (Tbiv) | °C | -10 |
| Dual mode temperature in warmer climates (Tbiv) | °C | 2 |
| Seasonal room heating efficiency in colder climates for average temperature applications (ηs) | % | 165.5 |
| Seasonal room heating efficiency in moderate climates for average temperature applications (ηs) | % | 159.4 |
| Seasonal room heating efficiency in warmer climates for average temperature applications (ηs) | % | 157.5 |
| Tj = -7 °C COP, partial load range in colder climates (COPd) | | 4.15 |
| Tj = -7 °C COP, partial load range under moderate climatic conditions (COPd) | | 3.55 |
| Tj = 2 °C COP, partial load range in colder climates (COPd) | | 4.68 |
| Tj = 2 °C COP, partial load range under moderate climatic conditions (COPd) | | 4.27 |
| Tj = 2 °C COP, partial load range in warmer climates (COPd) | | 3.34 |
| Tj = 7 °C COP, partial load range in colder climates (COPd) | | 4.8 |
| Tj = 7 °C COP, partial load range under moderate climatic conditions (COPd) | | 4.76 |
| Tj = 7 °C COP, partial load range in warmer climates (COPd) | | 3.97 |
| Tj = 12 °C COP, partial load range in colder climates (COPd) | | 4.73 |
| Tj = 12 °C COP, partial load range under moderate climatic conditions (COPd) | | 4.61 |
| Tj = 12 °C COP, partial load range in warmer climates (COPd) | | 4.81 |
| Tj = dual mode temperature in colder climates (COPd) | | 3.34 |
| Tj = dual mode temperature under moderate climatic conditions (COPd) | | 3.34 |
| Tj = dual mode temperature in warmer climates (COPd) | | 3.34 |

| | | |
|---|---|----------|
| T _j = operating temperature limit in colder climates (COP _d) | | 3.34 |
| T _j = operating temperature limit under moderate climatic conditions (COP _d) | | 3.34 |
| T _j = operating temperature limit in warmer climates (COP _d) | | 3.34 |
| Operating temperature limit in moderate climates (TOL) | °C | -10 |
| Heating water operating temperature limit (WTOL) | °C | 75 |
| Power consumption, OFF state (P _{off}) | W | 16 |
| Power consumption, thermostat OFF state (PTO) | W | 16 |
| Standby power consumption (PSB) | W | 16 |
| Power consumption, operating state, with crankcase heating (PCK) | W | 0 |
| Booster heater heating output in colder climates (P _{sup}) | kW | 0 |
| Booster heater heating output (P _{SUB}) | kW | 0 |
| Booster heater heating output in warmer climates (P _{sup}) | kW | 0 |
| Type of energy supply, booster heater | | electric |
| Power control | | variable |
| Sound power level internal | dB(A) | 43 |
| Annual energy consumption in colder climates for average temperature applications (QHE) | kWh/a | 3439 |
| Annual energy consumption in moderate climates for average temperature applications (QHE) | kWh/a | 2988 |
| Annual energy consumption in warmer climates for average temperature applications (QHE) | kWh/a | 1954 |
| Flow rate, heat source side | m ³ /h | 0,6 |
| Load profile | | XL |
| Daily power consumption in colder climates (QELEC) | kWh | 7.08 |
| Daily power consumption (Qelec) | kWh | 7.08 |
| Daily power consumption in warmer climates (QELEC) | kWh | 7.08 |
| Annual power consumption in colder climates (AEC) | kWh/a | 1556 |
| Annual power consumption in moderate climates (AEC) | kWh/a | 1556 |
| Annual power consumption in warmer climates (AEC) | kWh/a | 1556 |
| Energy efficiency for DHW heating (Γ _{wh}) under moderate climatic conditions | % | 108 |
| Special measures | For all special measures to be taken during assembly, installation or maintenance of the room heater, see the installation instructions | |