





ENERGY

STIEBEL ELTRON

WPE-I 07.1 Plus H 400



A⁺⁺⁺

A⁺⁺

A⁺

A

B

C


D

E

F

G

+



+



+



+



Product datasheet: Composite system consisting of room heater and temperature controller to regulation (EU) no. 811/2013 / (S.I. 2019 No. 539 / Schedule 2)

		WPE-I 07.1 Plus H 400
		207177
Manufacturer		STIEBEL ELTRON
Seasonal room heating efficiency in moderate climates for average temperature applications (η_s)	%	154
Temperature controller class		II
Contribution of temperature controller to room heating energy efficiency	%	2

Required details about room heater and combi heater with heat pump to regulation (EU) no. 813/2013 & 811/2013

		WPE-I 07.1 Plus H 400
		207177
Manufacturer		STIEBEL ELTRON
Rated heating output in colder climates for average temperature applications (Prated)	kW	6
Rated heating output in moderate climates for average temperature applications (Prated)	kW	6
Rated heating output in warmer climates for average temperature applications (Prated)	kW	6
Tj = -7 °C heating output, partial load range in colder climates (Pdh)	kW	3.9
Tj = -7 °C heating output, partial load range under moderate climatic conditions (Pdh)	kW	5.7
Tj = 2 °C heating output, partial load range in colder climates (Pdh)	kW	2.4
Tj = 2 °C heating output, partial load range under moderate climatic conditions (Pdh)	kW	3.5
Tj = 2 °C heating output, partial load range in warmer climates (Pdh)	kW	6.4
Tj = 7 °C heating output, partial load range in colder climates (Pdh)	kW	2.0
Tj = 7 °C heating output, partial load range under moderate climatic conditions (Pdh)	kW	2.2
Tj = 7 °C heating output, partial load range in warmer climates (Pdh)	kW	4.1
Tj = 12 °C heating output, partial load range in colder climates (Pdh)	kW	2.0
Tj = 12 °C heating output, partial load range under moderate climatic conditions (Pdh)	kW	2.0
Tj = 12 °C heating output, partial load range in warmer climates (Pdh)	kW	1.8
Tj = operating temperature limit in colder climates (Pdh)	kW	6.4
Tj = operating temperature limit under moderate climatic conditions (Pdh)	kW	6.4
Tj = operating temperature limit in warmer climates (Pdh)	kW	6.4
Dual mode temperature in colder climates (Tbiv)	°C	-22
Dual mode temperature in moderate climates (Tbiv)	°C	-10
Dual mode temperature in warmer climates (Tbiv)	°C	2
Seasonal room heating efficiency in colder climates for average temperature applications (ηs)	%	157
Seasonal room heating efficiency in moderate climates for average temperature applications (ηs)	%	154
Seasonal room heating efficiency in warmer climates for average temperature applications (ηs)	%	157
Tj = -7 °C COP, partial load range in colder climates (COPd)		3.82
Tj = -7 °C COP, partial load range under moderate climatic conditions (COPd)		3.10
Tj = 2 °C COP, partial load range in colder climates (COPd)		4.36
Tj = 2 °C COP, partial load range under moderate climatic conditions (COPd)		4.09
Tj = 2 °C COP, partial load range in warmer climates (COPd)		2.82
Tj = 7 °C COP, partial load range in colder climates (COPd)		5.63
Tj = 7 °C COP, partial load range under moderate climatic conditions (COPd)		4.73
Tj = 7 °C COP, partial load range in warmer climates (COPd)		3.65
Tj = 12 °C COP, partial load range in colder climates (COPd)		5.69
Tj = 12 °C COP, partial load range under moderate climatic conditions (COPd)		5.61
Tj = 12 °C COP, partial load range in warmer climates (COPd)		5.21
Tj = operating temperature limit in colder climates (COPd)		2.82
Tj = operating temperature limit under moderate climatic conditions (COPd)		2.82
Tj = operating temperature limit in warmer climates (COPd)		2.82
Heating water operating temperature limit (WTOL)	°C	70
Power consumption, OFF state (Poff)	W	17
Power consumption, thermostat OFF state (PTO)	W	19
Standby power consumption (PSB)	W	17
Sound power level internal	dB(A)	37

Annual energy consumption in colder climates for average temperature applications (QHE)	kWh/a	3828
Annual energy consumption in moderate climates for average temperature applications (QHE)	kWh/a	3271
Annual energy consumption in warmer climates for average temperature applications (QHE)	kWh/a	2083
Load profile		XL
Daily power consumption (Qelec)	kWh	5954.000
Energy efficiency for DHW heating (Γ_{wh}) under moderate climatic conditions	%	128