



**ENERG**  
енергия · ενέργεια



**STIEBEL ELTRON** HSBC 300 cool



**61 W**

**291 L**

2017

812/2013

Product datasheet: Hot water storage tanks to regulation (EU) no. 812/2013 / (S.I. 2019 No. 539 / Schedule 2)

		<b>HSBC 300 cool</b>
		203801
Manufacturer		STIEBEL ELTRON
Model identification of the supplier		HSBC 300 cool
Energy efficiency class		B
standing loss S	W	61
storage volume V	l	291




**ENERG** Y IJA  
енергия · ενέργεια IE IA

**STIEBEL ELTRON** HPA-O 13 C Premium



55 °C

35 °C



Icon of a house with sound waves emanating from it, representing sound power level.

Icon of a house with sound waves entering it, representing sound power level.

55 dB

Two bar charts showing energy consumption in kW. The left chart has three bars: dark blue (22 kW), medium blue (15 kW), and light blue (8 kW). The right chart has three bars: dark blue (21 kW), medium blue (15 kW), and light blue (8 kW). A vertical line connects the top of the 22 kW bar to the 55 °C temperature label.

A map of Europe with different countries shaded in various shades of blue, representing energy consumption data.

2019

811/2013

**Product datasheet: Room heater to regulation (EU) no. 811/2013 / (S.I. 2019 No. 539 / Schedule 2)**

		<b>HPA-O 13 C Premium</b>
		238983
Manufacturer		STIEBEL ELTRON
Energy efficiency class for central heating in moderate climates for medium temperature applications		A++
Energy efficiency class for central heating in moderate climates for low temperature applications		A+++
Rated heating output in moderate climates for average temperature applications (Prated)	kW	15
Rated heating output in moderate climates for low temperature applications (Prated)	kW	15
Seasonal room heating efficiency in moderate climates for average temperature applications ( $\eta_s$ )	%	144
Seasonal room heating efficiency in moderate climates for low temperature applications ( $\eta_s$ )	%	187
Annual energy consumption in moderate climates for average temperature applications (QHE)	kWh/a	8444
Annual energy consumption in moderate climates for low temperature applications (QHE)	kWh/a	6513
Sound power level external	dB(A)	55
Special measures		For all special measures to be taken during assembly, installation or maintenance of the room heater, see the installation instructions
Rated heating output in colder climates for average temperature applications (Prated)	kW	22
Rated heating output in colder climates for low temperature applications (Prated)	kW	21
Rated heating output in warmer climates for average temperature applications (Prated)	kW	8
Rated heating output in warmer climates for low temperature applications (Prated)	kW	8
Seasonal room heating efficiency in colder climates for average temperature applications ( $\eta_s$ )	%	125
Seasonal room heating efficiency in colder climates for low temperature applications ( $\eta_s$ )	%	160
Seasonal room heating efficiency in warmer climates for average temperature applications ( $\eta_s$ )	%	177
Seasonal room heating efficiency in warmer climates for low temperature applications ( $\eta_s$ )	%	246
Annual energy consumption in colder climates for average temperature applications (QHE)	kWh/a	16179
Annual energy consumption in colder climates for low temperature applications (QHE)	kWh/a	12690
Annual energy consumption in warmer climates for average temperature applications (QHE)	kWh/a	2369
Annual energy consumption in warmer climates for low temperature applications (QHE)	kWh/a	1718



# ENERG

енергия · ενεργεια

Y

IJA



IE


IA


**STIEBEL ELTRON**


HPA-O 13 C Premium




+ 

+ 

+ 


+ 




















**Product datasheet: Composite system consisting of room heater and temperature controller to regulation (EU) no. 811/2013 / (S.I. 2019 No. 539 / Schedule 2)**

		<b>HPA-O 13 C Premium</b>
		238983
Manufacturer		STIEBEL ELTRON
Seasonal room heating efficiency in moderate climates for average temperature applications ( $\eta_s$ )	%	144
Temperature controller class		VI
Contribution of temperature controller to room heating energy efficiency	%	4
Room heating energy efficiency of composite system under moderate climatic conditions	%	148
Room heating energy efficiency of composite system under colder climatic conditions	%	135
Room heating energy efficiency of composite system under warmer climatic conditions	%	181
Value of differential between room heating energy efficiency under moderate climatic conditions and that under colder climatic conditions	%	11
Value of differential between room heating energy efficiency under warmer climatic conditions and that under moderate climatic conditions	%	35
Energy efficiency class for central heating in moderate climates for medium temperature applications		A++
Room heating energy efficiency class of composite system under moderate climatic conditions		A++

Required details about room heater and combi heater with heat pump to regulation (EU) no. 813/2013 & 811/2013

		HPA-O 13 C Premium
		238983
Manufacturer		STIEBEL ELTRON
Heat source		Outside air
With booster heater		x
Combi boiler with heat pump		-
Rated heating output in colder climates for average temperature applications (Prated)	kW	22
Rated heating output in moderate climates for average temperature applications (Prated)	kW	15
Rated heating output in warmer climates for average temperature applications (Prated)	kW	8
Tj = -7 °C heating output, partial load range in colder climates (Pdh)	kW	13.3
Tj = -7 °C heating output, partial load range under moderate climatic conditions (Pdh)	kW	13.8
Tj = -7 °C heating output, partial load range in warmer climates (Pdh)	kW	13.9
Tj = 2 °C heating output, partial load range in colder climates (Pdh)	kW	8.3
Tj = 2 °C heating output, partial load range under moderate climatic conditions (Pdh)	kW	8.4
Tj = 2 °C heating output, partial load range in warmer climates (Pdh)	kW	8.4
Tj = 7 °C heating output, partial load range in colder climates (Pdh)	kW	7.9
Tj = 7 °C heating output, partial load range under moderate climatic conditions (Pdh)	kW	7.8
Tj = 7 °C heating output, partial load range in warmer climates (Pdh)	kW	7.5
Tj = 12 °C heating output, partial load range in colder climates (Pdh)	kW	6.7
Tj = 12 °C heating output, partial load range under moderate climatic conditions (Pdh)	kW	9.0
Tj = 12 °C heating output, partial load range in warmer climates (Pdh)	kW	6.4
Tj = dual mode temperature in colder climates (Pdh)	kW	12.8
Tj = dual mode temperature under moderate climatic conditions (Pdh)	kW	12.5
Tj = dual mode temperature in warmer climates (Pdh)	kW	8.4
Tj = operating temperature limit in colder climates (Pdh)	kW	21.7
Tj = operating temperature limit under moderate climatic conditions (Pdh)	kW	13.4
Tj = operating temperature limit in warmer climates (Pdh)	kW	8.4
For air/water heat pumps: Tj = -15 °C (if TOL < -20 °C) (Pdh)	kW	13.4
Dual mode temperature in colder climates (Tbiv)	°C	-7
Dual mode temperature in moderate climates (Tbiv)	°C	-5
Dual mode temperature in warmer climates (Tbiv)	°C	2
Seasonal room heating efficiency in colder climates for average temperature applications (ηs)	%	125
Seasonal room heating efficiency in moderate climates for average temperature applications (ηs)	%	144
Seasonal room heating efficiency in warmer climates for average temperature applications (ηs)	%	177
Tj = -7 °C COP, partial load range in colder climates (COPd)		2.67
Tj = -7 °C COP, partial load range under moderate climatic conditions (COPd)		2.48
Tj = -7 °C COP, partial load range in warmer climates (COPd)		2.42
Tj = 2 °C COP, partial load range in colder climates (COPd)		3.92
Tj = 2 °C COP, partial load range under moderate climatic conditions (COPd)		3.51
Tj = 2 °C COP, partial load range in warmer climates (COPd)		2.74
Tj = 7 °C COP, partial load range in colder climates (COPd)		5.12
Tj = 7 °C COP, partial load range under moderate climatic conditions (COPd)		4.61
Tj = 7 °C COP, partial load range in warmer climates (COPd)		3.64
Tj = 12 °C COP, partial load range in colder climates (COPd)		7.08
Tj = 12 °C COP, partial load range under moderate climatic conditions (COPd)		6.66
Tj = 12 °C COP, partial load range in warmer climates (COPd)		6.25
Tj = dual mode temperature in colder climates (COPd)		2.90

Tj = dual mode temperature under moderate climatic conditions (COPd)		2.59
Tj = dual mode temperature in warmer climates (COPd)		2.74
Tj = operating temperature limit in colder climates (COPd)		2.28
Tj = operating temperature limit under moderate climatic conditions (COPd)		2.28
Tj = operating temperature limit in warmer climates (COPd)		2.74
For air/water heat pumps: Tj= -15 °C (if TOL < -20 °C) (COPd)		2.28
Operating temperature limit in colder climates (TOL)	°C	-20
Operating temperature limit in moderate climates (TOL)	°C	-10
Operating temperature limit in warmer climates (TOL)	°C	2
Heating water operating temperature limit in colder climates (WTOL)	°C	65
Heating water operating temperature limit (WTOL)	°C	65
Heating water operating temperature limit in warmer climates (WTOL)	°C	65
Power consumption, OFF state (Poff)	W	10
Power consumption, thermostat OFF state (PTO)	W	10
Standby power consumption (PSB)	W	10
Power consumption, operating state, with crankcase heating (PCK)	W	38
Booster heater heating output in colder climates (Psup)	kW	10.9
Booster heater heating output in moderate climate (Psup)	kW	1.6
Type of energy supply, booster heater		electric
Power control		variable
Sound power level external	dB(A)	55
Annual energy consumption in colder climates for average temperature applications (QHE)	kWh/a	16179
Annual energy consumption in moderate climates for average temperature applications (QHE)	kWh/a	8444
Annual energy consumption in warmer climates for average temperature applications (QHE)	kWh/a	2369
Flow rate, heat source side	m <sup>3</sup> /h	4000
Special measures	For all special measures to be taken during assembly, installation or maintenance of the room heater, see the installation instructions	