



ENERG
енергия · ενεργεια



STIEBEL ELTRON

HSBC 200 VM3



55 W

189 L

2017

812/2013

Product datasheet: Hot water storage tanks to regulation (EU) no. 812/2013 / (S.I. 2019 No. 539 / Schedule 2)

| | | |
|-------------------------|---|----------------|
| | | HSBC 200 VM3 |
| | | 205300 |
| Manufacturer | | STIEBEL ELTRON |
| Energy efficiency class | | B |
| standing loss S | W | 55 |
| storage volume V | I | 189 |




ENERG
енергия · ενεργεια



STIEBEL ELTRON

HPA-O 4 CS Plus



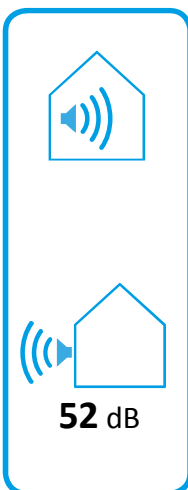
55 °C

35 °C



A⁺

A⁺⁺



■ 5
■ 4
■ 4
kW

■ 4
■ 5
■ 3
kW



2019

811/2013

Product datasheet: Room heater to regulation (EU) no. 811/2013 / (S.I. 2019 No. 539 / Schedule 2)

| | | HPA-O 4 CS Plus |
|---|---|------------------------|
| | | 238985 |
| Manufacturer | | STIEBEL ELTRON |
| Energy efficiency class for central heating in moderate climates for medium temperature applications | | A+ |
| Energy efficiency class for central heating in moderate climates for low temperature applications | | A++ |
| Rated heating output in moderate climates for average temperature applications (Prated) | kW | 4 |
| Rated heating output in moderate climates for low temperature applications (Prated) | kW | 5 |
| Seasonal room heating efficiency in moderate climates for average temperature applications (η_s) | % | 116 |
| Seasonal room heating efficiency in moderate climates for low temperature applications (η_s) | % | 163 |
| Annual energy consumption in moderate climates for average temperature applications (QHE) | kWh/a | 2618 |
| Annual energy consumption in moderate climates for low temperature applications (QHE) | kWh/a | 2265 |
| Sound power level external | dB(A) | 52 |
| Special measures | For all special measures to be taken during assembly, installation or maintenance of the room heater, see the installation instructions | |
| Rated heating output in colder climates for average temperature applications (Prated) | kW | 5 |
| Rated heating output in colder climates for low temperature applications (Prated) | kW | 4 |
| Rated heating output in warmer climates for average temperature applications (Prated) | kW | 4 |
| Rated heating output in warmer climates for low temperature applications (Prated) | kW | 3 |
| Seasonal room heating efficiency in colder climates for average temperature applications (η_s) | % | 105 |
| Seasonal room heating efficiency in colder climates for low temperature applications (η_s) | % | 150 |
| Seasonal room heating efficiency in warmer climates for average temperature applications (η_s) | % | 139 |
| Seasonal room heating efficiency in warmer climates for low temperature applications (η_s) | % | 206 |
| Annual energy consumption in colder climates for average temperature applications (QHE) | kWh/a | 4884 |
| Annual energy consumption in colder climates for low temperature applications (QHE) | kWh/a | 2757 |
| Annual energy consumption in warmer climates for average temperature applications (QHE) | kWh/a | 1467 |
| Annual energy consumption in warmer climates for low temperature applications (QHE) | kWh/a | 889 |



ENERG

енергия · ενεργεια

Y

IJA

IE

IA

STIEBEL ELTRON

HPA-O 4 CS Plus



A⁺

A⁺⁺⁺

A⁺⁺

A⁺

A

B

C

D


E

F

G

A⁺

+



+



+



+



Product datasheet: Composite system consisting of room heater and temperature controller to regulation (EU) no. 811/2013 / (S.I. 2019 No. 539 / Schedule 2)

| | | HPA-O 4 CS Plus |
|---|---|------------------------|
| | | 238985 |
| Manufacturer | | STIEBEL ELTRON |
| Seasonal room heating efficiency in moderate climates for average temperature applications (η_s) | % | 116 |
| Temperature controller class | | VI |
| Contribution of temperature controller to room heating energy efficiency | % | 4 |
| Room heating energy efficiency of composite system under moderate climatic conditions | % | 120 |
| Room heating energy efficiency of composite system under colder climatic conditions | % | 109 |
| Room heating energy efficiency of composite system under warmer climatic conditions | % | 143 |
| Value of differential between room heating energy efficiency under moderate climatic conditions and that under colder climatic conditions | % | 8 |
| Value of differential between room heating energy efficiency under warmer climatic conditions and that under moderate climatic conditions | % | 26 |
| Energy efficiency class for central heating in moderate climates for medium temperature applications | | A+ |
| Room heating energy efficiency class of composite system under moderate climatic conditions | | A+ |

Required details about room heater and combi heater with heat pump to regulation (EU) no. 813/2013 & 811/2013

| | | HPA-O 4 CS Plus |
|---|----|------------------------|
| | | 238985 |
| Manufacturer | | STIEBEL ELTRON |
| Heat source | | Outside air |
| With booster heater | | - |
| Combi boiler with heat pump | | - |
| Rated heating output in colder climates for average temperature applications (Prated) | kW | 5 |
| Rated heating output in moderate climates for average temperature applications (Prated) | kW | 4 |
| Rated heating output in warmer climates for average temperature applications (Prated) | kW | 4 |
| Tj = -7 °C heating output, partial load range in colder climates (Pdh) | kW | 3.24 |
| Tj = -7 °C heating output, partial load range under moderate climatic conditions (Pdh) | kW | 3.4 |
| Tj = 2 °C heating output, partial load range in colder climates (Pdh) | kW | 1.9 |
| Tj = 2 °C heating output, partial load range under moderate climatic conditions (Pdh) | kW | 2.0 |
| Tj = 2 °C heating output, partial load range in warmer climates (Pdh) | kW | 3.9 |
| Tj = 7 °C heating output, partial load range in colder climates (Pdh) | kW | 2.4 |
| Tj = 7 °C heating output, partial load range under moderate climatic conditions (Pdh) | kW | 1.3 |
| Tj = 7 °C heating output, partial load range in warmer climates (Pdh) | kW | 1.2 |
| Tj = 12 °C heating output, partial load range in colder climates (Pdh) | kW | 1.5 |
| Tj = 12 °C heating output, partial load range under moderate climatic conditions (Pdh) | kW | 1.5 |
| Tj = 12 °C heating output, partial load range in warmer climates (Pdh) | kW | 1.5 |
| Tj = dual mode temperature in colder climates (Pdh) | kW | 3.8 |
| Tj = dual mode temperature under moderate climatic conditions (Pdh) | kW | 3.0 |
| Tj = dual mode temperature in warmer climates (Pdh) | kW | 4.0 |
| Tj = operating temperature limit in colder climates (Pdh) | kW | 3.2 |
| Tj = operating temperature limit under moderate climatic conditions (Pdh) | kW | 3.4 |
| Tj = operating temperature limit in warmer climates (Pdh) | kW | 3.9 |
| For air/water heat pumps: Tj = -15 °C (if TOL < -20 °C) (Pdh) | kW | 0.0 |
| Dual mode temperature in colder climates (Tbiv) | °C | -10 |
| Dual mode temperature in moderate climates (Tbiv) | °C | -5 |
| Dual mode temperature in warmer climates (Tbiv) | °C | 2 |
| Seasonal room heating efficiency in colder climates for average temperature applications (ηs) | % | 105 |
| Seasonal room heating efficiency in moderate climates for average temperature applications (ηs) | % | 116 |
| Seasonal room heating efficiency in warmer climates for average temperature applications (ηs) | % | 139 |
| Tj = -7 °C COP, partial load range in colder climates (COPd) | | 2.28 |
| Tj = -7 °C COP, partial load range under moderate climatic conditions (COPd) | | 2.05 |
| Tj = 2 °C COP, partial load range in colder climates (COPd) | | 3.40 |
| Tj = 2 °C COP, partial load range under moderate climatic conditions (COPd) | | 2.94 |
| Tj = 2 °C COP, partial load range in warmer climates (COPd) | | 2.13 |
| Tj = 7 °C COP, partial load range in colder climates (COPd) | | 4.66 |
| Tj = 7 °C COP, partial load range under moderate climatic conditions (COPd) | | 4.13 |
| Tj = 7 °C COP, partial load range in warmer climates (COPd) | | 3.25 |
| Tj = 12 °C COP, partial load range in colder climates (COPd) | | 6.65 |
| Tj = 12 °C COP, partial load range under moderate climatic conditions (COPd) | | 5.97 |
| Tj = 12 °C COP, partial load range in warmer climates (COPd) | | 5.15 |
| Tj = dual mode temperature in colder climates (COPd) | | 2.09 |
| Tj = dual mode temperature under moderate climatic conditions (COPd) | | 2.15 |
| Tj = dual mode temperature in warmer climates (COPd) | | 2.13 |

| | | |
|---|---|----------|
| Tj = operating temperature limit in colder climates (COPd) | | 2.28 |
| Tj = operating temperature limit under moderate climatic conditions (COPd) | | 2.05 |
| Tj = operating temperature limit in warmer climates (COPd) | | 2.13 |
| For air/water heat pumps: Tj= -15 °C (if TOL < -20 °C) (COPd) | | 0.00 |
| Operating temperature limit in colder climates (TOL) | °C | -15 |
| Operating temperature limit in moderate climates (TOL) | °C | -5 |
| Operating temperature limit in warmer climates (TOL) | °C | 2 |
| Heating water operating temperature limit (WTOL) | °C | 60 |
| Power consumption, OFF state (Poff) | W | 17 |
| Power consumption, thermostat OFF state (PTO) | W | 30 |
| Standby power consumption (PSB) | W | 17 |
| Power consumption, operating state, with crankcase heating (PCK) | W | 5 |
| Booster heater heating output in moderate climate (Psup) | kW | 3.6 |
| Type of energy supply, booster heater | | electric |
| Power control | | variable |
| Sound power level external | dB(A) | 52 |
| Annual energy consumption in colder climates for average temperature applications (QHE) | kWh/a | 4884 |
| Annual energy consumption in moderate climates for average temperature applications (QHE) | kWh/a | 2618 |
| Annual energy consumption in warmer climates for average temperature applications (QHE) | kWh/a | 1467 |
| Flow rate, heat source side | m ³ /h | 1300 |
| Special measures | For all special measures to be taken during assembly, installation or maintenance of the room heater, see the installation instructions | |