



ENERG
енергия · ενέργεια



STIEBEL ELTRON WPF 5 basic



55 °C

35 °C



A+

A+++

46 dB

■ 7
■ 5
■ 5
kW

■ 7
■ 6
■ 6
kW

2019

811/2013

Product datasheet: Room heater to regulation (EU) no. 811/2013 / (S.I. 2019 No. 539 / Schedule 2)

		WPF 5 basic
		230944
Manufacturer		STIEBEL ELTRON
Energy efficiency class for central heating in moderate climates for medium temperature applications		A+
Energy efficiency class for central heating in moderate climates for low temperature applications		A+++
Rated heating output in moderate climates for average temperature applications (Prated)	kW	5
Rated heating output in moderate climates for low temperature applications (Prated)	kW	6
Seasonal room heating efficiency in moderate climates for average temperature applications (η_s)	%	118
Seasonal room heating efficiency in moderate climates for low temperature applications (η_s)	%	185
Annual energy consumption in moderate climates for average temperature applications (QHE)	kWh/a	3489
Annual energy consumption in moderate climates for low temperature applications (QHE)	kWh/a	2522
Sound power level internal	dB(A)	46
Special measures		For all special measures to be taken during assembly, installation or maintenance of the room heater, see the installation instructions
Rated heating output in colder climates for average temperature applications (Prated)	kW	7
Rated heating output in colder climates for low temperature applications (Prated)	kW	7
Rated heating output in warmer climates for average temperature applications (Prated)	kW	5
Rated heating output in warmer climates for low temperature applications (Prated)	kW	6
Seasonal room heating efficiency in colder climates for average temperature applications (η_s)	%	123
Seasonal room heating efficiency in colder climates for low temperature applications (η_s)	%	192
Seasonal room heating efficiency in warmer climates for average temperature applications (η_s)	%	116
Seasonal room heating efficiency in warmer climates for low temperature applications (η_s)	%	182
Annual energy consumption in colder climates for average temperature applications (QHE)	kWh/a	5045
Annual energy consumption in colder climates for low temperature applications (QHE)	kWh/a	3598
Annual energy consumption in warmer climates for average temperature applications (QHE)	kWh/a	2283
Annual energy consumption in warmer climates for low temperature applications (QHE)	kWh/a	1651



ENERG

енергия · ενεργεια

Y

IJA



IE

IA

STIEBEL ELTRON


WPF 5 basic










+ 
 + 
 + 
 + 






Product datasheet: Composite system consisting of room heater and temperature controller to regulation (EU) no. 811/2013 / (S.I. 2019 No. 539 / Schedule 2)

		WPF 5 basic
		230944
Manufacturer		STIEBEL ELTRON
Seasonal room heating efficiency in moderate climates for average temperature applications (η_s)	%	118
Temperature controller class		VII
Contribution of temperature controller to room heating energy efficiency	%	3.50
Room heating energy efficiency of composite system under moderate climatic conditions	%	122
Room heating energy efficiency of composite system under colder climatic conditions	%	127
Room heating energy efficiency of composite system under warmer climatic conditions	%	120
Value of differential between room heating energy efficiency under moderate climatic conditions and that under colder climatic conditions	%	5
Value of differential between room heating energy efficiency under warmer climatic conditions and that under moderate climatic conditions	%	2
Energy efficiency class for central heating in moderate climates for medium temperature applications		A+
Room heating energy efficiency class of composite system under moderate climatic conditions		A+

Required details about room heater and combi heater with heat pump to regulation (EU) no. 813/2013 & 811/2013

		WPF 5 basic
		230944
Manufacturer		STIEBEL ELTRON
Heat source		Brine
With booster heater		x
Combi boiler with heat pump		-
Rated heating output in colder climates for average temperature applications (Prated)	kW	7
Rated heating output in moderate climates for average temperature applications (Prated)	kW	5
Rated heating output in warmer climates for average temperature applications (Prated)	kW	5
Tj = -7 °C heating output, partial load range in colder climates (Pdh)	kW	5.6
Tj = -7 °C heating output, partial load range under moderate climatic conditions (Pdh)	kW	5.40
Tj = -7 °C heating output, partial load range in warmer climates (Pdh)	kW	5.3
Tj = 2 °C heating output, partial load range in colder climates (Pdh)	kW	5.7
Tj = 2 °C heating output, partial load range under moderate climatic conditions (Pdh)	kW	5.60
Tj = 2 °C heating output, partial load range in warmer climates (Pdh)	kW	5.3
Tj = 7 °C heating output, partial load range in colder climates (Pdh)	kW	5.8
Tj = 7 °C heating output, partial load range under moderate climatic conditions (Pdh)	kW	5.70
Tj = 7 °C heating output, partial load range in warmer climates (Pdh)	kW	5.5
Tj = 12 °C heating output, partial load range in colder climates (Pdh)	kW	5.9
Tj = 12 °C heating output, partial load range under moderate climatic conditions (Pdh)	kW	5.80
Tj = 12 °C heating output, partial load range in warmer climates (Pdh)	kW	5.7
Tj = dual mode temperature in colder climates (Pdh)	kW	5.5
Tj = dual mode temperature under moderate climatic conditions (Pdh)	kW	5.30
Tj = dual mode temperature in warmer climates (Pdh)	kW	5.3
Tj = operating temperature limit in colder climates (Pdh)	kW	5.3
Tj = operating temperature limit under moderate climatic conditions (Pdh)	kW	5.30
Tj = operating temperature limit in warmer climates (Pdh)	kW	5.3
For air/water heat pumps: Tj = -15 °C (if TOL < -20 °C) (Pdh)	kW	5.30
Dual mode temperature in colder climates (Tbiv)	°C	-15
Dual mode temperature in moderate climates (Tbiv)	°C	-10
Dual mode temperature in warmer climates (Tbiv)	°C	2
Seasonal room heating efficiency in colder climates for average temperature applications (ηs)	%	123
Seasonal room heating efficiency in moderate climates for average temperature applications (ηs)	%	118
Seasonal room heating efficiency in warmer climates for average temperature applications (ηs)	%	116
Tj = -7 °C COP, partial load range in colder climates (COPd)		3.07
Tj = -7 °C COP, partial load range under moderate climatic conditions (COPd)		2.58
Tj = -7 °C COP, partial load range in warmer climates (COPd)		2.45
Tj = 2 °C COP, partial load range in colder climates (COPd)		3.48
Tj = 2 °C COP, partial load range under moderate climatic conditions (COPd)		3.08
Tj = 2 °C COP, partial load range in warmer climates (COPd)		2.45
Tj = 7 °C COP, partial load range in colder climates (COPd)		3.87
Tj = 7 °C COP, partial load range under moderate climatic conditions (COPd)		3.48
Tj = 7 °C COP, partial load range in warmer climates (COPd)		2.84
Tj = 12 °C COP, partial load range in colder climates (COPd)		4.21
Tj = 12 °C COP, partial load range under moderate climatic conditions (COPd)		3.97
Tj = 12 °C COP, partial load range in warmer climates (COPd)		3.64
Tj = dual mode temperature in colder climates (COPd)		2.85

Tj = dual mode temperature under moderate climatic conditions (COPd)		2.45
Tj = dual mode temperature in warmer climates (COPd)		2.45
Tj = operating temperature limit in colder climates (COPd)		2.45
Tj = operating temperature limit under moderate climatic conditions (COPd)		2.45
Tj = operating temperature limit in warmer climates (COPd)		2.45
For air/water heat pumps:Tj= -15 °C (if TOL< -20 °C) (COPd)		2.45
Heating water operating temperature limit (WTOL)	°C	60
Power consumption, OFF state (Poff)	W	0.000
Power consumption, thermostat OFF state (PTO)	W	78
Standby power consumption (PSB)	W	3.000
Power consumption, operating state, with crankcase heating (PCK)	W	0.000
Booster heater heating output in moderate climate (Psup)	kW	0.000
Type of energy supply, booster heater		electric
Power control		Fixed
Sound power level internal	dB(A)	46
Annual energy consumption in colder climates for average temperature applications (QHE)	kWh/a	5045
Annual energy consumption in moderate climates for average temperature applications (QHE)	kWh/a	3489
Annual energy consumption in warmer climates for average temperature applications (QHE)	kWh/a	2283
Flow rate, heat source side	m ³ /h	1,4
Special measures	For all special measures to be taken during assembly, installation or maintenance of the room heater, see the installation instructions	