



ENERG
енергия · ενέργεια

Y IJA
IE IA

STIEBEL ELTRON WPL 57



55 °C

35 °C



A+

A+

69 dB

| | |
|------|------|
| ■ 33 | ■ 32 |
| ■ 33 | ■ 31 |
| ■ 32 | ■ 30 |
| kW | kW |

2019

811/2013

Product datasheet: Room heater to regulation (EU) no. 811/2013 / (S.I. 2019 No. 539 / Schedule 2)

| | | WPL 57 |
|---|-------|---|
| | | 228837 |
| Manufacturer | | STIEBEL ELTRON |
| Energy efficiency class for central heating in moderate climates for medium temperature applications | | A+ |
| Energy efficiency class for central heating in moderate climates for low temperature applications | | A+ |
| Rated heating output in moderate climates for average temperature applications (Prated) | kW | 33 |
| Rated heating output in moderate climates for low temperature applications (Prated) | kW | 31 |
| Seasonal room heating efficiency in moderate climates for average temperature applications (η_s) | % | 112 |
| Seasonal room heating efficiency in moderate climates for low temperature applications (η_s) | % | 136 |
| Annual energy consumption in moderate climates for average temperature applications (QHE) | kWh/a | 23605 |
| Annual energy consumption in moderate climates for low temperature applications (QHE) | kWh/a | 18523 |
| Sound power level external | dB(A) | 69 |
| Special measures | | For all special measures to be taken during assembly, installation or maintenance of the room heater, see the installation instructions |
| Rated heating output in colder climates for average temperature applications (Prated) | kW | 33 |
| Rated heating output in colder climates for low temperature applications (Prated) | kW | 32 |
| Rated heating output in warmer climates for average temperature applications (Prated) | kW | 32 |
| Rated heating output in warmer climates for low temperature applications (Prated) | kW | 30 |
| Seasonal room heating efficiency in colder climates for average temperature applications (η_s) | % | 103 |
| Seasonal room heating efficiency in colder climates for low temperature applications (η_s) | % | 122 |
| Seasonal room heating efficiency in warmer climates for average temperature applications (η_s) | % | 128 |
| Seasonal room heating efficiency in warmer climates for low temperature applications (η_s) | % | 159 |
| Annual energy consumption in colder climates for average temperature applications (QHE) | kWh/a | 31528 |
| Annual energy consumption in colder climates for low temperature applications (QHE) | kWh/a | 25051 |
| Annual energy consumption in warmer climates for average temperature applications (QHE) | kWh/a | 12709 |
| Annual energy consumption in warmer climates for low temperature applications (QHE) | kWh/a | 9818 |



ENERG

енергия · ενεργεια

Y

IJA

IE

IA

STIEBEL ELTRON

WPL 57



+ 

+ 

+ 

+ 



















Product datasheet: Composite system consisting of room heater and temperature controller to regulation (EU) no. 811/2013 / (S.I. 2019 No. 539 / Schedule 2)

| | | WPL 57 |
|---|---|----------------|
| | | 228837 |
| Manufacturer | | STIEBEL ELTRON |
| Seasonal room heating efficiency in moderate climates for average temperature applications (η_s) | % | 112 |
| Temperature controller class | | VII |
| Contribution of temperature controller to room heating energy efficiency | % | 3.50 |
| Room heating energy efficiency of composite system under moderate climatic conditions | % | 116.00 |
| Room heating energy efficiency of composite system under colder climatic conditions | % | 107.00 |
| Room heating energy efficiency of composite system under warmer climatic conditions | % | 132.00 |
| Value of differential between room heating energy efficiency under moderate climatic conditions and that under colder climatic conditions | % | 9 |
| Value of differential between room heating energy efficiency under warmer climatic conditions and that under moderate climatic conditions | % | 16 |
| Energy efficiency class for central heating in moderate climates for medium temperature applications | | A+ |
| Room heating energy efficiency class of composite system under moderate climatic conditions | | A+ |

Required details about room heater and combi heater with heat pump to regulation (EU) no. 813/2013 & 811/2013

| | | WPL 57 |
|---|----|----------------|
| | | 228837 |
| Manufacturer | | STIEBEL ELTRON |
| Heat source | | Outside air |
| With booster heater | | - |
| Combi boiler with heat pump | | - |
| Rated heating output in colder climates for average temperature applications (Prated) | kW | 33 |
| Rated heating output in moderate climates for average temperature applications (Prated) | kW | 33 |
| Rated heating output in warmer climates for average temperature applications (Prated) | kW | 32 |
| Tj = -7 °C heating output, partial load range in colder climates (Pdh) | kW | 24.9 |
| Tj = -7 °C heating output, partial load range under moderate climatic conditions (Pdh) | kW | 25.50 |
| Tj = -7 °C heating output, partial load range in warmer climates (Pdh) | kW | 25.7 |
| Tj = 2 °C heating output, partial load range in colder climates (Pdh) | kW | 30.3 |
| Tj = 2 °C heating output, partial load range under moderate climatic conditions (Pdh) | kW | 30.50 |
| Tj = 2 °C heating output, partial load range in warmer climates (Pdh) | kW | 31.2 |
| Tj = 7 °C heating output, partial load range in colder climates (Pdh) | kW | 30.8 |
| Tj = 7 °C heating output, partial load range under moderate climatic conditions (Pdh) | kW | 30.70 |
| Tj = 7 °C heating output, partial load range in warmer climates (Pdh) | kW | 30.3 |
| Tj = 12 °C heating output, partial load range in colder climates (Pdh) | kW | 38.9 |
| Tj = 12 °C heating output, partial load range under moderate climatic conditions (Pdh) | kW | 38.70 |
| Tj = 12 °C heating output, partial load range in warmer climates (Pdh) | kW | 38.4 |
| Tj = dual mode temperature in colder climates (Pdh) | kW | 23.1 |
| Tj = dual mode temperature under moderate climatic conditions (Pdh) | kW | 26.50 |
| Tj = dual mode temperature in warmer climates (Pdh) | kW | 31.2 |
| Tj = operating temperature limit in colder climates (Pdh) | kW | 17.7 |
| Tj = operating temperature limit under moderate climatic conditions (Pdh) | kW | 23.90 |
| Tj = operating temperature limit in warmer climates (Pdh) | kW | 31.2 |
| For air/water heat pumps: Tj = -15 °C (if TOL < -20 °C) (Pdh) | kW | 21.40 |
| Dual mode temperature in colder climates (Tbiv) | °C | -10 |
| Dual mode temperature in moderate climates (Tbiv) | °C | -5 |
| Dual mode temperature in warmer climates (Tbiv) | °C | 2 |
| Seasonal room heating efficiency in colder climates for average temperature applications (ηs) | % | 103 |
| Seasonal room heating efficiency in moderate climates for average temperature applications (ηs) | % | 112 |
| Seasonal room heating efficiency in warmer climates for average temperature applications (ηs) | % | 128 |
| Tj = -7 °C COP, partial load range in colder climates (COPd) | | 2.48 |
| Tj = -7 °C COP, partial load range under moderate climatic conditions (COPd) | | 2.30 |
| Tj = -7 °C COP, partial load range in warmer climates (COPd) | | 2.22 |
| Tj = 2 °C COP, partial load range in colder climates (COPd) | | 2.98 |
| Tj = 2 °C COP, partial load range under moderate climatic conditions (COPd) | | 2.84 |
| Tj = 2 °C COP, partial load range in warmer climates (COPd) | | 2.53 |
| Tj = 7 °C COP, partial load range in colder climates (COPd) | | 3.4 |
| Tj = 7 °C COP, partial load range under moderate climatic conditions (COPd) | | 3.24 |
| Tj = 7 °C COP, partial load range in warmer climates (COPd) | | 2.9 |
| Tj = 12 °C COP, partial load range in colder climates (COPd) | | 4.16 |
| Tj = 12 °C COP, partial load range under moderate climatic conditions (COPd) | | 4.05 |
| Tj = 12 °C COP, partial load range in warmer climates (COPd) | | 3.87 |
| Tj = dual mode temperature in colder climates (COPd) | | 2.32 |


| | | |
|---|---|----------|
| Tj = dual mode temperature under moderate climatic conditions (COPd) | | 2.43 |
| Tj = dual mode temperature in warmer climates (COPd) | | 2.53 |
| Tj = operating temperature limit in colder climates (COPd) | | 1.73 |
| Tj = operating temperature limit under moderate climatic conditions (COPd) | | 2.12 |
| Tj = operating temperature limit in warmer climates (COPd) | | 2.53 |
| For air/water heat pumps:Tj= -15 °C (if TOL< -20 °C) (COPd) | | 1.84 |
| Heating water operating temperature limit (WTOL) | °C | 60 |
| Power consumption, OFF state (Poff) | W | 7.000 |
| Power consumption, thermostat OFF state (PTO) | W | 7 |
| Standby power consumption (PSB) | W | 7.000 |
| Power consumption, operating state, with crankcase heating (PCK) | W | 25.000 |
| Booster heater heating output (PSUB) | kW | 8.910 |
| Type of energy supply, booster heater | | electric |
| Power control | | Fixed |
| Sound power level external | dB(A) | 69 |
| Annual energy consumption in colder climates for average temperature applications (QHE) | kWh/a | 31528 |
| Annual energy consumption in moderate climates for average temperature applications (QHE) | kWh/a | 23605 |
| Annual energy consumption in warmer climates for average temperature applications (QHE) | kWh/a | 12709 |
| Flow rate, heat source side | m ³ /h | 7300 |
| Special measures | For all special measures to be taken during assembly, installation or maintenance of the room heater, see the installation instructions | |



ENERG
енергия · ενέργεια

Y IJA
IE IA

STIEBEL ELTRON WPL 47



55 °C

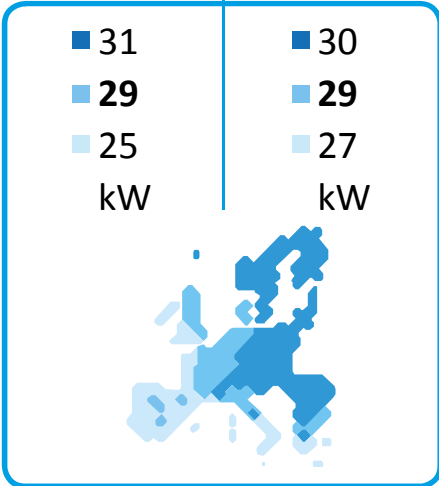
35 °C



A+

A++

67 dB



2019

811/2013

Product datasheet: Room heater to regulation (EU) no. 811/2013 / (S.I. 2019 No. 539 / Schedule 2)

| | | WPL 47 |
|---|-------|---|
| | | 228836 |
| Manufacturer | | STIEBEL ELTRON |
| Energy efficiency class for central heating in moderate climates for medium temperature applications | | A+ |
| Energy efficiency class for central heating in moderate climates for low temperature applications | | A++ |
| Rated heating output in moderate climates for average temperature applications (Prated) | kW | 29 |
| Rated heating output in moderate climates for low temperature applications (Prated) | kW | 29 |
| Seasonal room heating efficiency in moderate climates for average temperature applications (η_s) | % | 113 |
| Seasonal room heating efficiency in moderate climates for low temperature applications (η_s) | % | 151 |
| Annual energy consumption in moderate climates for average temperature applications (QHE) | kWh/a | 20577 |
| Annual energy consumption in moderate climates for low temperature applications (QHE) | kWh/a | 15363 |
| Sound power level external | dB(A) | 67 |
| Special measures | | For all special measures to be taken during assembly, installation or maintenance of the room heater, see the installation instructions |
| Rated heating output in colder climates for average temperature applications (Prated) | kW | 31 |
| Rated heating output in colder climates for low temperature applications (Prated) | kW | 30 |
| Rated heating output in warmer climates for average temperature applications (Prated) | kW | 25 |
| Rated heating output in warmer climates for low temperature applications (Prated) | kW | 27 |
| Seasonal room heating efficiency in colder climates for average temperature applications (η_s) | % | 110 |
| Seasonal room heating efficiency in colder climates for low temperature applications (η_s) | % | 138 |
| Seasonal room heating efficiency in warmer climates for average temperature applications (η_s) | % | 123 |
| Seasonal room heating efficiency in warmer climates for low temperature applications (η_s) | % | 166 |
| Annual energy consumption in colder climates for average temperature applications (QHE) | kWh/a | 27346 |
| Annual energy consumption in colder climates for low temperature applications (QHE) | kWh/a | 20860 |
| Annual energy consumption in warmer climates for average temperature applications (QHE) | kWh/a | 10635 |
| Annual energy consumption in warmer climates for low temperature applications (QHE) | kWh/a | 8367 |



ENERG

енергия · ενεργεια

Y

IJA



IE

IA

STIEBEL ELTRON


WPL 47




+ 
 + 
 + 
 + 










Product datasheet: Composite system consisting of room heater and temperature controller to regulation (EU) no. 811/2013 / (S.I. 2019 No. 539 / Schedule 2)

| | | WPL 47 |
|---|---|----------------|
| | | 228836 |
| Manufacturer | | STIEBEL ELTRON |
| Seasonal room heating efficiency in moderate climates for average temperature applications (η_s) | % | 113 |
| Temperature controller class | | VII |
| Contribution of temperature controller to room heating energy efficiency | % | 3.50 |
| Room heating energy efficiency of composite system under moderate climatic conditions | % | 117.00 |
| Room heating energy efficiency of composite system under colder climatic conditions | % | 114.00 |
| Room heating energy efficiency of composite system under warmer climatic conditions | % | 127.00 |
| Value of differential between room heating energy efficiency under moderate climatic conditions and that under colder climatic conditions | % | 3 |
| Value of differential between room heating energy efficiency under warmer climatic conditions and that under moderate climatic conditions | % | 10 |
| Energy efficiency class for central heating in moderate climates for medium temperature applications | | A+ |
| Room heating energy efficiency class of composite system under moderate climatic conditions | | A+ |

Required details about room heater and combi heater with heat pump to regulation (EU) no. 813/2013 & 811/2013

| | | WPL 47 |
|---|----|----------------|
| | | 228836 |
| Manufacturer | | STIEBEL ELTRON |
| Heat source | | Outside air |
| With booster heater | | - |
| Combi boiler with heat pump | | - |
| Rated heating output in colder climates for average temperature applications (Prated) | kW | 31 |
| Rated heating output in moderate climates for average temperature applications (Prated) | kW | 29 |
| Rated heating output in warmer climates for average temperature applications (Prated) | kW | 25 |
| Tj = -7 °C heating output, partial load range in colder climates (Pdh) | kW | 22.4 |
| Tj = -7 °C heating output, partial load range under moderate climatic conditions (Pdh) | kW | 22.70 |
| Tj = -7 °C heating output, partial load range in warmer climates (Pdh) | kW | 22.8 |
| Tj = 2 °C heating output, partial load range in colder climates (Pdh) | kW | 26.1 |
| Tj = 2 °C heating output, partial load range under moderate climatic conditions (Pdh) | kW | 25.80 |
| Tj = 2 °C heating output, partial load range in warmer climates (Pdh) | kW | 25 |
| Tj = 7 °C heating output, partial load range in colder climates (Pdh) | kW | 27.1 |
| Tj = 7 °C heating output, partial load range under moderate climatic conditions (Pdh) | kW | 26.80 |
| Tj = 7 °C heating output, partial load range in warmer climates (Pdh) | kW | 26.2 |
| Tj = 12 °C heating output, partial load range in colder climates (Pdh) | kW | 26.7 |
| Tj = 12 °C heating output, partial load range under moderate climatic conditions (Pdh) | kW | 26.60 |
| Tj = 12 °C heating output, partial load range in warmer climates (Pdh) | kW | 26.5 |
| Tj = dual mode temperature in colder climates (Pdh) | kW | 21.4 |
| Tj = dual mode temperature under moderate climatic conditions (Pdh) | kW | 23.20 |
| Tj = dual mode temperature in warmer climates (Pdh) | kW | 25 |
| Tj = operating temperature limit in colder climates (Pdh) | kW | 19.3 |
| Tj = operating temperature limit under moderate climatic conditions (Pdh) | kW | 22.10 |
| Tj = operating temperature limit in warmer climates (Pdh) | kW | 25 |
| For air/water heat pumps: Tj = -15 °C (if TOL < -20 °C) (Pdh) | kW | 21.50 |
| Dual mode temperature in colder climates (Tbiv) | °C | -10 |
| Dual mode temperature in moderate climates (Tbiv) | °C | -5 |
| Dual mode temperature in warmer climates (Tbiv) | °C | 2 |
| Seasonal room heating efficiency in colder climates for average temperature applications (ηs) | % | 110 |
| Seasonal room heating efficiency in moderate climates for average temperature applications (ηs) | % | 113 |
| Seasonal room heating efficiency in warmer climates for average temperature applications (ηs) | % | 123 |
| Tj = -7 °C COP, partial load range in colder climates (COPd) | | 2.6 |
| Tj = -7 °C COP, partial load range under moderate climatic conditions (COPd) | | 2.33 |
| Tj = -7 °C COP, partial load range in warmer climates (COPd) | | 2.23 |
| Tj = 2 °C COP, partial load range in colder climates (COPd) | | 3.09 |
| Tj = 2 °C COP, partial load range under moderate climatic conditions (COPd) | | 2.78 |
| Tj = 2 °C COP, partial load range in warmer climates (COPd) | | 2.18 |
| Tj = 7 °C COP, partial load range in colder climates (COPd) | | 3.76 |
| Tj = 7 °C COP, partial load range under moderate climatic conditions (COPd) | | 3.43 |
| Tj = 7 °C COP, partial load range in warmer climates (COPd) | | 2.81 |
| Tj = 12 °C COP, partial load range in colder climates (COPd) | | 4.29 |
| Tj = 12 °C COP, partial load range under moderate climatic conditions (COPd) | | 4,1 |
| Tj = 12 °C COP, partial load range in warmer climates (COPd) | | 3.78 |
| Tj = dual mode temperature in colder climates (COPd) | | 2.5 |


| | | |
|---|---|----------|
| Tj = dual mode temperature under moderate climatic conditions (COPd) | | 2.41 |
| Tj = dual mode temperature in warmer climates (COPd) | | 2.18 |
| Tj = operating temperature limit in colder climates (COPd) | | 2.35 |
| Tj = operating temperature limit under moderate climatic conditions (COPd) | | 2.26 |
| Tj = operating temperature limit in warmer climates (COPd) | | 2.18 |
| For air/water heat pumps:Tj= -15 °C (if TOL< -20 °C) (COPd) | | 2.23 |
| Heating water operating temperature limit (WTOL) | °C | 60 |
| Power consumption, OFF state (Poff) | W | 7.000 |
| Power consumption, thermostat OFF state (PTO) | W | 7 |
| Standby power consumption (PSB) | W | 7.000 |
| Power consumption, operating state, with crankcase heating (PCK) | W | 25.000 |
| Booster heater heating output (PSUB) | kW | 6.710 |
| Type of energy supply, booster heater | | electric |
| Power control | | Fixed |
| Sound power level external | dB(A) | 67 |
| Annual energy consumption in colder climates for average temperature applications (QHE) | kWh/a | 27346 |
| Annual energy consumption in moderate climates for average temperature applications (QHE) | kWh/a | 20577 |
| Annual energy consumption in warmer climates for average temperature applications (QHE) | kWh/a | 10635 |
| Flow rate, heat source side | m ³ /h | 7000 |
| Special measures | For all special measures to be taken during assembly, installation or maintenance of the room heater, see the installation instructions | |



ENERG
енергия · ενέργεια


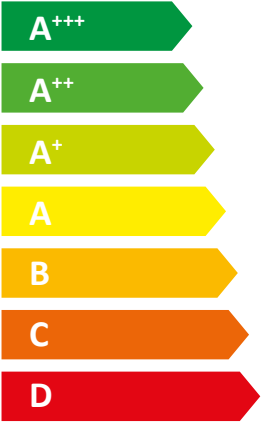
Y IJA
IE IA

STIEBEL ELTRON WPF 40



55 °C

35 °C



59 dB

59 dB

| | |
|------|------|
| ■ 50 | ■ 53 |
| ■ 40 | ■ 43 |
| ■ 40 | ■ 43 |
| kW | kW |

2019

811/2013

Product datasheet: Room heater to regulation (EU) no. 811/2013 / (S.I. 2019 No. 539 / Schedule 2)

| | | WPF 40 |
|---|-------|---|
| | | 233006 |
| Manufacturer | | STIEBEL ELTRON |
| Energy efficiency class for central heating in moderate climates for medium temperature applications | | A++ |
| Energy efficiency class for central heating in moderate climates for low temperature applications | | A+++ |
| Rated heating output in moderate climates for average temperature applications (Prated) | kW | 40 |
| Rated heating output in moderate climates for low temperature applications (Prated) | kW | 43 |
| Seasonal room heating efficiency in moderate climates for average temperature applications (η_s) | % | 133 |
| Seasonal room heating efficiency in moderate climates for low temperature applications (η_s) | % | 194 |
| Annual energy consumption in moderate climates for average temperature applications (QHE) | kWh/a | 23479 |
| Annual energy consumption in moderate climates for low temperature applications (QHE) | kWh/a | 17606 |
| Sound power level internal | dB(A) | 59 |
| Sound power level external | dB(A) | 59 |
| Special measures | | For all special measures to be taken during assembly, installation or maintenance of the room heater, see the installation instructions |
| Rated heating output in colder climates for average temperature applications (Prated) | kW | 50 |
| Rated heating output in colder climates for low temperature applications (Prated) | kW | 53 |
| Rated heating output in warmer climates for average temperature applications (Prated) | kW | 40 |
| Rated heating output in warmer climates for low temperature applications (Prated) | kW | 43 |
| Seasonal room heating efficiency in colder climates for average temperature applications (η_s) | % | 139 |
| Seasonal room heating efficiency in colder climates for low temperature applications (η_s) | % | 202 |
| Seasonal room heating efficiency in warmer climates for average temperature applications (η_s) | % | 133 |
| Seasonal room heating efficiency in warmer climates for low temperature applications (η_s) | % | 194 |
| Annual energy consumption in colder climates for average temperature applications (QHE) | kWh/a | 33723 |
| Annual energy consumption in colder climates for low temperature applications (QHE) | kWh/a | 25071 |
| Annual energy consumption in warmer climates for average temperature applications (QHE) | kWh/a | 15248 |
| Annual energy consumption in warmer climates for low temperature applications (QHE) | kWh/a | 11415 |



ENERG

енергия · ενεργεια

Y


IJA



IE


IA


STIEBEL ELTRON


WPF 40




+ 

+ 

+ 

+ 



















Product datasheet: Composite system consisting of room heater and temperature controller to regulation (EU) no. 811/2013 / (S.I. 2019 No. 539 / Schedule 2)

| | | WPF 40 |
|---|---|----------------|
| | | 233006 |
| Manufacturer | | STIEBEL ELTRON |
| Seasonal room heating efficiency in moderate climates for average temperature applications (η_s) | % | 133 |
| Temperature controller class | | VII |
| Contribution of temperature controller to room heating energy efficiency | % | 3.50 |
| Room heating energy efficiency of composite system under moderate climatic conditions | % | 137 |
| Room heating energy efficiency of composite system under colder climatic conditions | % | 143 |
| Room heating energy efficiency of composite system under warmer climatic conditions | % | 137 |
| Value of differential between room heating energy efficiency under moderate climatic conditions and that under colder climatic conditions | % | 6 |
| Value of differential between room heating energy efficiency under warmer climatic conditions and that under moderate climatic conditions | % | 0 |
| Energy efficiency class for central heating in moderate climates for medium temperature applications | | A++ |
| Room heating energy efficiency class of composite system under moderate climatic conditions | | A++ |

Required details about room heater and combi heater with heat pump to regulation (EU) no. 813/2013 & 811/2013

| | | WPF 40 |
|---|----|----------------|
| | | 233006 |
| Manufacturer | | STIEBEL ELTRON |
| Heat source | | Brine |
| With booster heater | | - |
| Combi boiler with heat pump | | - |
| Rated heating output in colder climates for average temperature applications (Prated) | kW | 50 |
| Rated heating output in moderate climates for average temperature applications (Prated) | kW | 40 |
| Rated heating output in warmer climates for average temperature applications (Prated) | kW | 40 |
| Tj = -7 °C heating output, partial load range in colder climates (Pdh) | kW | 41.5 |
| Tj = -7 °C heating output, partial load range under moderate climatic conditions (Pdh) | kW | 40.50 |
| Tj = -7 °C heating output, partial load range in warmer climates (Pdh) | kW | 40.2 |
| Tj = 2 °C heating output, partial load range in colder climates (Pdh) | kW | 42.1 |
| Tj = 2 °C heating output, partial load range under moderate climatic conditions (Pdh) | kW | 41.50 |
| Tj = 2 °C heating output, partial load range in warmer climates (Pdh) | kW | 40.2 |
| Tj = 7 °C heating output, partial load range in colder climates (Pdh) | kW | 42.6 |
| Tj = 7 °C heating output, partial load range under moderate climatic conditions (Pdh) | kW | 42.10 |
| Tj = 7 °C heating output, partial load range in warmer climates (Pdh) | kW | 41.1 |
| Tj = 12 °C heating output, partial load range in colder climates (Pdh) | kW | 43 |
| Tj = 12 °C heating output, partial load range under moderate climatic conditions (Pdh) | kW | 42.80 |
| Tj = 12 °C heating output, partial load range in warmer climates (Pdh) | kW | 42.4 |
| Tj = dual mode temperature in colder climates (Pdh) | kW | 41.1 |
| Tj = dual mode temperature under moderate climatic conditions (Pdh) | kW | 40.20 |
| Tj = dual mode temperature in warmer climates (Pdh) | kW | 40.2 |
| Tj = operating temperature limit in colder climates (Pdh) | kW | 40.2 |
| Tj = operating temperature limit under moderate climatic conditions (Pdh) | kW | 40.20 |
| Tj = operating temperature limit in warmer climates (Pdh) | kW | 40.2 |
| For air/water heat pumps: Tj = -15 °C (if TOL < -20 °C) (Pdh) | kW | 40.20 |
| Dual mode temperature in colder climates (Tbiv) | °C | -15 |
| Dual mode temperature in moderate climates (Tbiv) | °C | -10 |
| Dual mode temperature in warmer climates (Tbiv) | °C | 2 |
| Seasonal room heating efficiency in colder climates for average temperature applications (ηs) | % | 139 |
| Seasonal room heating efficiency in moderate climates for average temperature applications (ηs) | % | 133 |
| Seasonal room heating efficiency in warmer climates for average temperature applications (ηs) | % | 133 |
| Tj = -7 °C COP, partial load range in colder climates (COPd) | | 3.49 |
| Tj = -7 °C COP, partial load range under moderate climatic conditions (COPd) | | 3.00 |
| Tj = -7 °C COP, partial load range in warmer climates (COPd) | | 2.88 |
| Tj = 2 °C COP, partial load range in colder climates (COPd) | | 3.9 |
| Tj = 2 °C COP, partial load range under moderate climatic conditions (COPd) | | 3.51 |
| Tj = 2 °C COP, partial load range in warmer climates (COPd) | | 2.88 |
| Tj = 7 °C COP, partial load range in colder climates (COPd) | | 4.28 |
| Tj = 7 °C COP, partial load range under moderate climatic conditions (COPd) | | 3.90 |
| Tj = 7 °C COP, partial load range in warmer climates (COPd) | | 3.27 |
| Tj = 12 °C COP, partial load range in colder climates (COPd) | | 4.6 |
| Tj = 12 °C COP, partial load range under moderate climatic conditions (COPd) | | 4.38 |
| Tj = 12 °C COP, partial load range in warmer climates (COPd) | | 4.05 |
| Tj = dual mode temperature in colder climates (COPd) | | 3.27 |

| | | |
|---|---|----------|
| Tj = dual mode temperature under moderate climatic conditions (COPd) | | 2.88 |
| Tj = dual mode temperature in warmer climates (COPd) | | 2.88 |
| Tj = operating temperature limit in colder climates (COPd) | | 2.88 |
| Tj = operating temperature limit under moderate climatic conditions (COPd) | | 2.88 |
| Tj = operating temperature limit in warmer climates (COPd) | | 2.88 |
| For air/water heat pumps: Tj= -15 °C (if TOL < -20 °C) (COPd) | | 2.88 |
| Heating water operating temperature limit (WTOL) | °C | 60 |
| Power consumption, OFF state (Poff) | W | 0.000 |
| Power consumption, thermostat OFF state (PTO) | W | 7 |
| Standby power consumption (PSB) | W | 7.000 |
| Power consumption, operating state, with crankcase heating (PCK) | W | 74.000 |
| Booster heater heating output (PSUB) | kW | 0.000 |
| Type of energy supply, booster heater | | electric |
| Power control | | Fixed |
| Sound power level external | dB(A) | 59 |
| Sound power level internal | dB(A) | 59 |
| Annual energy consumption in colder climates for average temperature applications (QHE) | kWh/a | 33723 |
| Annual energy consumption in moderate climates for average temperature applications (QHE) | kWh/a | 23479 |
| Annual energy consumption in warmer climates for average temperature applications (QHE) | kWh/a | 15248 |
| Flow rate, heat source side | m ³ /h | 10.5 |
| Special measures | For all special measures to be taken during assembly, installation or maintenance of the room heater, see the installation instructions | |

Product datasheet: Hot water storage tanks to regulation (EU) no. 812/2013 / (S.I. 2019 No. 539 / Schedule 2)

| | | |
|--------------------------------------|---|---------------------|
| | | SBB 751 SOL |
| | | 229294 |
| with thermal insulation accessory | | WDH 751 SBB, 231923 |
| Manufacturer | | STIEBEL ELTRON |
| Model identification of the supplier | | SBB 751 SOL |
| standing loss S | W | 121 |
| storage volume V | I | 757 |

Product datasheet: Hot water storage tanks to regulation (EU) no. 812/2013 / (S.I. 2019 No. 539 / Schedule 2)


| | | |
|--------------------------------------|---|----------------------|
| | | SBB 1001 |
| | | 229293 |
| with thermal insulation accessory | | WDH 1001 SBB, 231924 |
| Manufacturer | | STIEBEL ELTRON |
| Model identification of the supplier | | SBB 1001 |
| standing loss S | W | 148 |
| storage volume V | I | 1004 |



ENERG
енергия · ενέργεια


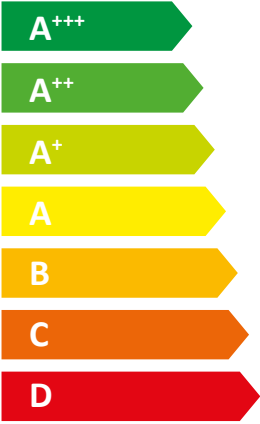
Y IJA
IE IA

STIEBEL ELTRON WPF 52



55 °C

35 °C



59 dB

59 dB

| | |
|------|------|
| ■ 65 | ■ 69 |
| ■ 52 | ■ 56 |
| ■ 52 | ■ 56 |
| kW | kW |

2019

811/2013

Product datasheet: Room heater to regulation (EU) no. 811/2013 / (S.I. 2019 No. 539 / Schedule 2)

| | | WPF 52 |
|---|-------|---|
| | | 233007 |
| Manufacturer | | STIEBEL ELTRON |
| Energy efficiency class for central heating in moderate climates for medium temperature applications | | A++ |
| Energy efficiency class for central heating in moderate climates for low temperature applications | | A+++ |
| Rated heating output in moderate climates for average temperature applications (Prated) | kW | 52 |
| Rated heating output in moderate climates for low temperature applications (Prated) | kW | 56 |
| Seasonal room heating efficiency in moderate climates for average temperature applications (η_s) | % | 138 |
| Seasonal room heating efficiency in moderate climates for low temperature applications (η_s) | % | 200 |
| Annual energy consumption in moderate climates for average temperature applications (QHE) | kWh/a | 29469 |
| Annual energy consumption in moderate climates for low temperature applications (QHE) | kWh/a | 22209 |
| Sound power level internal | dB(A) | 59 |
| Sound power level external | dB(A) | 59 |
| Special measures | | For all special measures to be taken during assembly, installation or maintenance of the room heater, see the installation instructions |
| Rated heating output in colder climates for average temperature applications (Prated) | kW | 65 |
| Rated heating output in colder climates for low temperature applications (Prated) | kW | 69 |
| Rated heating output in warmer climates for average temperature applications (Prated) | kW | 52 |
| Rated heating output in warmer climates for low temperature applications (Prated) | kW | 56 |
| Seasonal room heating efficiency in colder climates for average temperature applications (η_s) | % | 144 |
| Seasonal room heating efficiency in colder climates for low temperature applications (η_s) | % | 207 |
| Seasonal room heating efficiency in warmer climates for average temperature applications (η_s) | % | 138 |
| Seasonal room heating efficiency in warmer climates for low temperature applications (η_s) | % | 199 |
| Annual energy consumption in colder climates for average temperature applications (QHE) | kWh/a | 42330 |
| Annual energy consumption in colder climates for low temperature applications (QHE) | kWh/a | 31644 |
| Annual energy consumption in warmer climates for average temperature applications (QHE) | kWh/a | 19157 |
| Annual energy consumption in warmer climates for low temperature applications (QHE) | kWh/a | 14419 |



ENERG

енергия · ενεργεια

Y


IJA



IE





IA


STIEBEL ELTRON



WPF 52




+ 
 + 
 + 
 + 


Product datasheet: Composite system consisting of room heater and temperature controller to regulation (EU) no. 811/2013 / (S.I. 2019 No. 539 / Schedule 2)

| | | WPF 52 |
|---|---|----------------|
| | | 233007 |
| Manufacturer | | STIEBEL ELTRON |
| Seasonal room heating efficiency in moderate climates for average temperature applications (η_s) | % | 138 |
| Temperature controller class | | VII |
| Contribution of temperature controller to room heating energy efficiency | % | 3.50 |
| Room heating energy efficiency of composite system under moderate climatic conditions | % | 142 |
| Room heating energy efficiency of composite system under colder climatic conditions | % | 148 |
| Room heating energy efficiency of composite system under warmer climatic conditions | % | 142 |
| Value of differential between room heating energy efficiency under moderate climatic conditions and that under colder climatic conditions | % | 6 |
| Value of differential between room heating energy efficiency under warmer climatic conditions and that under moderate climatic conditions | % | 0 |
| Energy efficiency class for central heating in moderate climates for medium temperature applications | | A++ |
| Room heating energy efficiency class of composite system under moderate climatic conditions | | A++ |

Required details about room heater and combi heater with heat pump to regulation (EU) no. 813/2013 & 811/2013

| | | WPF 52 |
|---|----|----------------|
| | | 233007 |
| Manufacturer | | STIEBEL ELTRON |
| Heat source | | Brine |
| With booster heater | | - |
| Combi boiler with heat pump | | - |
| Rated heating output in colder climates for average temperature applications (Prated) | kW | 65 |
| Rated heating output in moderate climates for average temperature applications (Prated) | kW | 52 |
| Rated heating output in warmer climates for average temperature applications (Prated) | kW | 52 |
| Tj = -7 °C heating output, partial load range in colder climates (Pdh) | kW | 53.8 |
| Tj = -7 °C heating output, partial load range under moderate climatic conditions (Pdh) | kW | 52.20 |
| Tj = -7 °C heating output, partial load range in warmer climates (Pdh) | kW | 52.2 |
| Tj = 2 °C heating output, partial load range in colder climates (Pdh) | kW | 54.6 |
| Tj = 2 °C heating output, partial load range under moderate climatic conditions (Pdh) | kW | 53.80 |
| Tj = 2 °C heating output, partial load range in warmer climates (Pdh) | kW | 52.2 |
| Tj = 7 °C heating output, partial load range in colder climates (Pdh) | kW | 55.3 |
| Tj = 7 °C heating output, partial load range under moderate climatic conditions (Pdh) | kW | 54.60 |
| Tj = 7 °C heating output, partial load range in warmer climates (Pdh) | kW | 53.3 |
| Tj = 12 °C heating output, partial load range in colder climates (Pdh) | kW | 55.7 |
| Tj = 12 °C heating output, partial load range under moderate climatic conditions (Pdh) | kW | 55.40 |
| Tj = 12 °C heating output, partial load range in warmer climates (Pdh) | kW | 54.9 |
| Tj = dual mode temperature in colder climates (Pdh) | kW | 53.3 |
| Tj = dual mode temperature under moderate climatic conditions (Pdh) | kW | 52.20 |
| Tj = dual mode temperature in warmer climates (Pdh) | kW | 52.2 |
| Tj = operating temperature limit in colder climates (Pdh) | kW | 52.2 |
| Tj = operating temperature limit under moderate climatic conditions (Pdh) | kW | 52.20 |
| Tj = operating temperature limit in warmer climates (Pdh) | kW | 52.2 |
| For air/water heat pumps: Tj = -15 °C (if TOL < -20 °C) (Pdh) | kW | 52.20 |
| Dual mode temperature in colder climates (Tbiv) | °C | -15 |
| Dual mode temperature in moderate climates (Tbiv) | °C | -10 |
| Dual mode temperature in warmer climates (Tbiv) | °C | 2 |
| Seasonal room heating efficiency in colder climates for average temperature applications (ηs) | % | 144 |
| Seasonal room heating efficiency in moderate climates for average temperature applications (ηs) | % | 138 |
| Seasonal room heating efficiency in warmer climates for average temperature applications (ηs) | % | 138 |
| Tj = -7 °C COP, partial load range in colder climates (COPd) | | 3.62 |
| Tj = -7 °C COP, partial load range under moderate climatic conditions (COPd) | | 3.12 |
| Tj = -7 °C COP, partial load range in warmer climates (COPd) | | 2.99 |
| Tj = 2 °C COP, partial load range in colder climates (COPd) | | 4.03 |
| Tj = 2 °C COP, partial load range under moderate climatic conditions (COPd) | | 3.64 |
| Tj = 2 °C COP, partial load range in warmer climates (COPd) | | 2.99 |
| Tj = 7 °C COP, partial load range in colder climates (COPd) | | 4.42 |
| Tj = 7 °C COP, partial load range under moderate climatic conditions (COPd) | | 4.03 |
| Tj = 7 °C COP, partial load range in warmer climates (COPd) | | 3.39 |
| Tj = 12 °C COP, partial load range in colder climates (COPd) | | 4.74 |
| Tj = 12 °C COP, partial load range under moderate climatic conditions (COPd) | | 4.52 |
| Tj = 12 °C COP, partial load range in warmer climates (COPd) | | 4.19 |
| Tj = dual mode temperature in colder climates (COPd) | | 3.39 |

| | | |
|---|---|----------|
| Tj = dual mode temperature under moderate climatic conditions (COPd) | | 2.99 |
| Tj = dual mode temperature in warmer climates (COPd) | | 2.99 |
| Tj = operating temperature limit in colder climates (COPd) | | 2.99 |
| Tj = operating temperature limit under moderate climatic conditions (COPd) | | 2.99 |
| Tj = operating temperature limit in warmer climates (COPd) | | 2.99 |
| For air/water heat pumps:Tj= -15 °C (if TOL< -20 °C) (COPd) | | 2.99 |
| Heating water operating temperature limit (WTOL) | °C | 60 |
| Power consumption, OFF state (Poff) | W | 0.000 |
| Power consumption, thermostat OFF state (PTO) | W | 7 |
| Standby power consumption (PSB) | W | 7.000 |
| Power consumption, operating state, with crankcase heating (PCK) | W | 99.000 |
| Booster heater heating output (PSUB) | kW | 0.000 |
| Type of energy supply, booster heater | | electric |
| Power control | | Fixed |
| Sound power level external | dB(A) | 59 |
| Sound power level internal | dB(A) | 59 |
| Annual energy consumption in colder climates for average temperature applications (QHE) | kWh/a | 42330 |
| Annual energy consumption in moderate climates for average temperature applications (QHE) | kWh/a | 29469 |
| Annual energy consumption in warmer climates for average temperature applications (QHE) | kWh/a | 19157 |
| Flow rate, heat source side | m ³ /h | 13 |
| Special measures | For all special measures to be taken during assembly, installation or maintenance of the room heater, see the installation instructions | |

Product datasheet: Hot water storage tanks to regulation (EU) no. 812/2013 / (S.I. 2019 No. 539 / Schedule 2)


| | | |
|--------------------------------------|---|---------------------|
| | | SBB 751 |
| | | 229292 |
| with thermal insulation accessory | | WDH 751 SBB, 231923 |
| Manufacturer | | STIEBEL ELTRON |
| Model identification of the supplier | | SBB 751 |
| standing loss S | W | 121 |
| storage volume V | I | 763 |



ENERG
енергия · ενέργεια


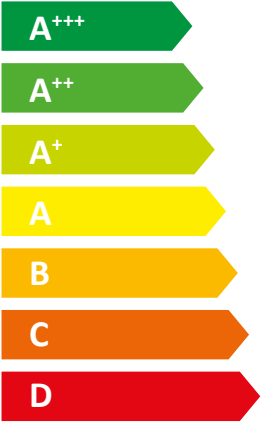
Y IJA
IE IA

STIEBEL ELTRON WPF 35



55 °C

35 °C



60 dB

60 dB

| | |
|------|------|
| ■ 43 | ■ 47 |
| ■ 34 | ■ 38 |
| ■ 34 | ■ 38 |
| kW | kW |

2019

811/2013

Product datasheet: Room heater to regulation (EU) no. 811/2013 / (S.I. 2019 No. 539 / Schedule 2)

| | | WPF 35 |
|---|-------|---|
| | | 233005 |
| Manufacturer | | STIEBEL ELTRON |
| Energy efficiency class for central heating in moderate climates for medium temperature applications | | A++ |
| Energy efficiency class for central heating in moderate climates for low temperature applications | | A+++ |
| Rated heating output in moderate climates for average temperature applications (Prated) | kW | 34 |
| Rated heating output in moderate climates for low temperature applications (Prated) | kW | 38 |
| Seasonal room heating efficiency in moderate climates for average temperature applications (η_s) | % | 133 |
| Seasonal room heating efficiency in moderate climates for low temperature applications (η_s) | % | 200 |
| Annual energy consumption in moderate climates for average temperature applications (QHE) | kWh/a | 20029 |
| Annual energy consumption in moderate climates for low temperature applications (QHE) | kWh/a | 15136 |
| Sound power level internal | dB(A) | 60 |
| Sound power level external | dB(A) | 60 |
| Special measures | | For all special measures to be taken during assembly, installation or maintenance of the room heater, see the installation instructions |
| Rated heating output in colder climates for average temperature applications (Prated) | kW | 43 |
| Rated heating output in colder climates for low temperature applications (Prated) | kW | 47 |
| Rated heating output in warmer climates for average temperature applications (Prated) | kW | 34 |
| Rated heating output in warmer climates for low temperature applications (Prated) | kW | 38 |
| Seasonal room heating efficiency in colder climates for average temperature applications (η_s) | % | 139 |
| Seasonal room heating efficiency in colder climates for low temperature applications (η_s) | % | 208 |
| Seasonal room heating efficiency in warmer climates for average temperature applications (η_s) | % | 132 |
| Seasonal room heating efficiency in warmer climates for low temperature applications (η_s) | % | 199 |
| Annual energy consumption in colder climates for average temperature applications (QHE) | kWh/a | 28986 |
| Annual energy consumption in colder climates for low temperature applications (QHE) | kWh/a | 21594 |
| Annual energy consumption in warmer climates for average temperature applications (QHE) | kWh/a | 13033 |
| Annual energy consumption in warmer climates for low temperature applications (QHE) | kWh/a | 9834 |



ENERG

енергия · ενεργεια

Y




IJA





IE


IA

STIEBEL ELTRON

WPF 35

| | | |
|---|---|-------------------------------------|
| + |  | <input type="checkbox"/> |
| + |  | <input type="checkbox"/> |
| + |  | <input checked="" type="checkbox"/> |
| + |  | <input type="checkbox"/> |




Product datasheet: Composite system consisting of room heater and temperature controller to regulation (EU) no. 811/2013 / (S.I. 2019 No. 539 / Schedule 2)

| | | WPF 35 |
|---|---|----------------|
| | | 233005 |
| Manufacturer | | STIEBEL ELTRON |
| Seasonal room heating efficiency in moderate climates for average temperature applications (η_s) | % | 133 |
| Temperature controller class | | VII |
| Contribution of temperature controller to room heating energy efficiency | % | 3.50 |
| Room heating energy efficiency of composite system under moderate climatic conditions | % | 137 |
| Room heating energy efficiency of composite system under colder climatic conditions | % | 143 |
| Room heating energy efficiency of composite system under warmer climatic conditions | % | 136 |
| Value of differential between room heating energy efficiency under moderate climatic conditions and that under colder climatic conditions | % | 6 |
| Value of differential between room heating energy efficiency under warmer climatic conditions and that under moderate climatic conditions | % | 1 |
| Energy efficiency class for central heating in moderate climates for medium temperature applications | | A++ |
| Room heating energy efficiency class of composite system under moderate climatic conditions | | A++ |

Required details about room heater and combi heater with heat pump to regulation (EU) no. 813/2013 & 811/2013

| | | WPF 35 |
|---|----|----------------|
| | | 233005 |
| Manufacturer | | STIEBEL ELTRON |
| Heat source | | Brine |
| With booster heater | | - |
| Combi boiler with heat pump | | - |
| Rated heating output in colder climates for average temperature applications (Prated) | kW | 43 |
| Rated heating output in moderate climates for average temperature applications (Prated) | kW | 34 |
| Rated heating output in warmer climates for average temperature applications (Prated) | kW | 34 |
| Tj = -7 °C heating output, partial load range in colder climates (Pdh) | kW | 35.8 |
| Tj = -7 °C heating output, partial load range under moderate climatic conditions (Pdh) | kW | 34.50 |
| Tj = -7 °C heating output, partial load range in warmer climates (Pdh) | kW | 34.1 |
| Tj = 2 °C heating output, partial load range in colder climates (Pdh) | kW | 36.7 |
| Tj = 2 °C heating output, partial load range under moderate climatic conditions (Pdh) | kW | 35.80 |
| Tj = 2 °C heating output, partial load range in warmer climates (Pdh) | kW | 34.1 |
| Tj = 7 °C heating output, partial load range in colder climates (Pdh) | kW | 37.4 |
| Tj = 7 °C heating output, partial load range under moderate climatic conditions (Pdh) | kW | 36.70 |
| Tj = 7 °C heating output, partial load range in warmer climates (Pdh) | kW | 35.2 |
| Tj = 12 °C heating output, partial load range in colder climates (Pdh) | kW | 37.9 |
| Tj = 12 °C heating output, partial load range under moderate climatic conditions (Pdh) | kW | 37.50 |
| Tj = 12 °C heating output, partial load range in warmer climates (Pdh) | kW | 37 |
| Tj = dual mode temperature in colder climates (Pdh) | kW | 35.3 |
| Tj = dual mode temperature under moderate climatic conditions (Pdh) | kW | 34.10 |
| Tj = dual mode temperature in warmer climates (Pdh) | kW | 34.1 |
| Tj = operating temperature limit in colder climates (Pdh) | kW | 34.1 |
| Tj = operating temperature limit under moderate climatic conditions (Pdh) | kW | 34.10 |
| Tj = operating temperature limit in warmer climates (Pdh) | kW | 34.1 |
| For air/water heat pumps: Tj = -15 °C (if TOL < -20 °C) (Pdh) | kW | 34.10 |
| Dual mode temperature in colder climates (Tbiv) | °C | -15 |
| Dual mode temperature in moderate climates (Tbiv) | °C | -10 |
| Dual mode temperature in warmer climates (Tbiv) | °C | 2 |
| Seasonal room heating efficiency in colder climates for average temperature applications (ηs) | % | 139 |
| Seasonal room heating efficiency in moderate climates for average temperature applications (ηs) | % | 133 |
| Seasonal room heating efficiency in warmer climates for average temperature applications (ηs) | % | 132 |
| Tj = -7 °C COP, partial load range in colder climates (COPd) | | 3.48 |
| Tj = -7 °C COP, partial load range under moderate climatic conditions (COPd) | | 2.95 |
| Tj = -7 °C COP, partial load range in warmer climates (COPd) | | 2.82 |
| Tj = 2 °C COP, partial load range in colder climates (COPd) | | 3.91 |
| Tj = 2 °C COP, partial load range under moderate climatic conditions (COPd) | | 3.50 |
| Tj = 2 °C COP, partial load range in warmer climates (COPd) | | 2.82 |
| Tj = 7 °C COP, partial load range in colder climates (COPd) | | 4.32 |
| Tj = 7 °C COP, partial load range under moderate climatic conditions (COPd) | | 3.91 |
| Tj = 7 °C COP, partial load range in warmer climates (COPd) | | 3.24 |
| Tj = 12 °C COP, partial load range in colder climates (COPd) | | 4.66 |
| Tj = 12 °C COP, partial load range under moderate climatic conditions (COPd) | | 4.42 |
| Tj = 12 °C COP, partial load range in warmer climates (COPd) | | 4.08 |
| Tj = dual mode temperature in colder climates (COPd) | | 3.25 |

| | | |
|---|---|----------|
| Tj = dual mode temperature under moderate climatic conditions (COPd) | | 2.82 |
| Tj = dual mode temperature in warmer climates (COPd) | | 2.82 |
| Tj = operating temperature limit in colder climates (COPd) | | 2.82 |
| Tj = operating temperature limit under moderate climatic conditions (COPd) | | 2.82 |
| Tj = operating temperature limit in warmer climates (COPd) | | 2.82 |
| For air/water heat pumps: Tj= -15 °C (if TOL < -20 °C) (COPd) | | 2.82 |
| Heating water operating temperature limit (WTOL) | °C | 60 |
| Power consumption, OFF state (Poff) | W | 0.000 |
| Power consumption, thermostat OFF state (PTO) | W | 7 |
| Standby power consumption (PSB) | W | 7.000 |
| Power consumption, operating state, with crankcase heating (PCK) | W | 74.000 |
| Booster heater heating output (PSUB) | kW | 0.000 |
| Type of energy supply, booster heater | | electric |
| Power control | | Fixed |
| Sound power level external | dB(A) | 60 |
| Sound power level internal | dB(A) | 60 |
| Annual energy consumption in colder climates for average temperature applications (QHE) | kWh/a | 28986 |
| Annual energy consumption in moderate climates for average temperature applications (QHE) | kWh/a | 20029 |
| Annual energy consumption in warmer climates for average temperature applications (QHE) | kWh/a | 13033 |
| Flow rate, heat source side | m ³ /h | 8,8 |
| Special measures | For all special measures to be taken during assembly, installation or maintenance of the room heater, see the installation instructions | |

Product datasheet: Hot water storage tanks to regulation (EU) no. 812/2013 / (S.I. 2019 No. 539 / Schedule 2)

| | | |
|--------------------------------------|---|----------------------|
| | | SBB 1001 SOL |
| | | 229295 |
| with thermal insulation accessory | | WDH 1001 SBB, 231924 |
| Manufacturer | | STIEBEL ELTRON |
| Model identification of the supplier | | SBB 1001 SOL |
| standing loss S | W | 148 |
| storage volume V | I | 996 |