



ENERG

енергия · ενεργεια



WPC 13 S

STIEBEL ELTRON



A++



A

50dB

-dB



- 15 kW
- 12 kW
- 12 kW

2019

811/2013


Product datasheet: Combination heater to Regulation (EU) No 811/2013 (S.I. 2019 No. 539 / Programme 2)

		WPC 13 S
		232940
Manufacturer		STIEBEL ELTRON
Load profile		XL
Space heating energy efficiency class under average climate conditions, medium-temperature applications (A+++ -> D)		A++
Energy efficiency class, space heating under average climate conditions, low-temperature applications (A+++ -> D)		A+++
Energy efficiency class, DHW heating under average climate conditions (A+++ -> D)		A
Rated heating output under average climate conditions for medium-temperature applications (P rated)	kW	12
Rated heating output under average climate conditions for low-temperature applications (P rated)	kW	13
Annual energy consumption under average climate conditions for medium-temperature applications (QHE)	kWh/a	6571
Annual energy consumption under average climate conditions for low-temperature applications (QHE)	kWh/a	5195
Annual power consumption under average climate conditions (AEC)		-
Seasonal space heating energy efficiency under average climate conditions for medium-temperature applications (η_s)	%	138
Seasonal space heating energy efficiency under average climate conditions for low-temperature applications (η_s)	%	199
Energy efficiency, DHW heating (η_{wh}), under average climate conditions	%	113
Sound power level, indoor	dB(A)	50
Option for operation only at off-peak times		-
Rated heating output under colder climate conditions for medium-temperature applications (P rated)	kW	15
Rated heating output under colder climate conditions for low-temperature applications (P rated)	kW	16
Rated heating output under warmer climate conditions for medium-temperature applications (P rated)	kW	12
Rated heating output under warmer climate conditions for low-temperature applications (P rated)	kW	13
Annual energy consumption under colder climate conditions for medium-temperature applications (QHE)	kWh/a	9642
Annual energy consumption under colder climate conditions for low-temperature applications (QHE)	kWh/a	7530
Annual energy consumption under warmer climate conditions for medium-temperature applications (QHE)	kWh/a	4267
Annual energy consumption under warmer climate conditions for low-temperature applications (QHE)	kWh/a	3366
Annual power consumption under colder climate conditions (AEC)		-
Annual power consumption under warmer climate conditions (AEC)		-
Seasonal space heating energy efficiency under colder climate conditions for medium-temperature applications (η_s)	%	143
Seasonal space heating energy efficiency under colder climate conditions for low-temperature applications (η_s)	%	204
Seasonal space heating energy efficiency under warmer climate conditions for medium-temperature applications (η_s)	%	137
Seasonal space heating energy efficiency under warmer climate conditions for low-temperature applications (η_s)	%	199
Seasonal space heating energy efficiency under warmer climate conditions for low-temperature applications (η_s)		-
Energy efficiency, DHW heating (η_{wh}), warmer climates		-
Sound power level, outdoor		-











ENERG

енергия · ενέργεια



WPC 13 S

STIEBEL ELTRON













+ 

+ 

+ 

+ 

Product datasheet: Combination heater to Regulation (EU) No 811/2013 (S.I. 2019 No. 539 / Programme 2)

		WPC 13 S
		232940
Manufacturer		STIEBEL ELTRON
Seasonal space heating energy efficiency under average climate conditions for medium-temperature applications (η_s)	%	138
Temperature control class		VII
Contribution of temperature control to space heating energy efficiency	%	3.5
Space heating energy efficiency of package under average climate conditions	%	142
Space heating energy efficiency of package under colder climate conditions	%	147
Space heating energy efficiency of package under warmer climate conditions	%	141
Value of differential between space heating energy efficiency under average climate conditions and that under colder climate conditions	%	5
Value of differential between space heating energy efficiency under warmer climate conditions and that under average climate conditions	%	1
Space heating energy efficiency class under average climate conditions, medium-temperature applications (A+++ -> D)		A++
Space heating energy efficiency class of package under average climate conditions (A+++ -> D)		A++
Energy efficiency class, DHW heating under average climate conditions (A+++ -> D)		A
Load profile		XL

Product datasheet: Combination heater to Regulation (EU) No 811/2013 (S.I. 2019 No. 539 / Programme 2)

		WPC 13 S
		232940
Manufacturer		STIEBEL ELTRON
Heat source		-
Low temperature heat pump		-
With auxiliary heater		-
Combination heater with heat pump		-
Rated heating output under colder climate conditions for medium-temperature applications (P rated)	kW	15
Rated heating output under average climate conditions for medium-temperature applications (P rated)	kW	12
Rated heating output under warmer climate conditions for medium-temperature applications (P rated)	kW	12
T _j = -7 °C heating output, partial load range under colder climate conditions (Pdh)	kW	12.2
T _j = -7 °C heating output, partial load range under average climate conditions (Pdh)	kW	11.7
T _j = 2 °C heating output, partial load range under colder climate conditions (Pdh)	kW	12.5
T _j = 2 °C heating output, partial load range under average climate conditions (Pdh)	kW	12.2
T _j = 2 °C heating output, partial load range under warmer climate conditions (Pdh)	kW	11.6
T _j = 7 °C heating output, partial load range under colder climate conditions (Pdh)	kW	12.8
T _j = 7 °C heating output, partial load range under average climate conditions (Pdh)	kW	12.5
T _j = 7 °C heating output, partial load range under warmer climate conditions (Pdh)	kW	12
T _j = 12 °C heating output, partial load range under colder climate conditions (Pdh)	kW	12.8
T _j = 12 °C heating output, partial load range under average climate conditions (Pdh)	kW	12.8
T _j = 12 °C heating output, partial load range under warmer climate conditions (Pdh)	kW	12.6
T _j = dual mode temperature under colder climate conditions (Pdh)	kW	12
T _j = dual mode temperature under average climate conditions (Pdh)	kW	11.6
T _j = dual mode temperature under warmer climate conditions (Pdh)	kW	11.6
T _j = operating temperature limit under colder climate conditions (Pdh)	kW	11.6
T _j = operating temperature limit under average climate conditions (Pdh)	kW	11.6
T _j = operating temperature limit under warmer climate conditions (Pdh)	kW	11.6
For air source heat pumps: T _j = -15 °C (if TOL < -20 °C) (Pdh)	kW	11.6
Dual mode temperature under colder climate conditions (T _{biv})	Grad C	-15
Dual mode temperature under average climate conditions (T _{biv})	Grad C	-10
Dual mode temperature under warmer climate conditions (T _{biv})	Grad C	2
Seasonal space heating energy efficiency under colder climate conditions for medium-temperature applications (η _s)	%	143
Seasonal space heating energy efficiency under average climate conditions for medium-temperature applications (η _s)	%	138
Seasonal space heating energy efficiency under warmer climate conditions for medium-temperature applications (η _s)	%	137
T _j = -7 °C COP, partial load range under colder climate conditions (COPd)		3.6
T _j = -7 °C COP, partial load range under average climate conditions (COPd)		3.1
T _j = 2 °C COP, partial load range under colder climate conditions (COPd)		4
T _j = 2 °C COP, partial load range under average climate conditions (COPd)		3.6
T _j = 2 °C COP, partial load range under warmer climate conditions (COPd)		2.9
T _j = 7 °C COP, partial load range under colder climate conditions (COPd)		4.3
T _j = 7 °C COP, partial load range under average climate conditions (COPd)		4

Tj = 7 °C COP, partial load range under warmer climate conditions (COPd)		3.3
Tj = 12 °C COP, partial load range under colder climate conditions (COPd)		4.6
Tj = 12 °C COP, partial load range under average climate conditions (COPd)		4.4
Tj = 12 °C COP, partial load range under warmer climate conditions (COPd)		4.1
Tj = dual mode temperature under colder climate conditions (COPd)		3.4
Tj = dual mode temperature under average climate conditions (COPd)		2.9
Tj = dual mode temperature under warmer climate conditions (COPd)		2.9
Tj = operating temperature limit under colder climate conditions (COPd)		2.9
Tj = operating temperature limit under average climate conditions (COPd)		2.9
Tj = operating temperature limit under warmer climate conditions (COPd)		2.9
For air source heat pumps: Tj = -15 °C (if TOL < -20 °C) (COPd)		2.9
Operating temperature limit under colder climate conditions (TOL)		-
Operating temperature limit under average climate conditions (TOL)		-
Operating temperature limit under warmer climate conditions (TOL)		-
Operating temperature limit of heating water under colder climate conditions (WTOL)		-
Operating temperature limit of heating water under average climate conditions (WTOL)	Grad C	60
Operating temperature limit of heating water under warmer climate conditions (WTOL)		-
Power consumption, off-mode (Poff)	Watt	0
Power consumption, thermostat off-mode (PTO)	Watt	85
Power consumption, standby state (PSB)	Watt	10
Power consumption, operating state, with crankcase heating (PCK)	Watt	0
Rated heating output of auxiliary heater under colder climate conditions (PSUP)		-
Rated heating output of auxiliary heater under average climate conditions (PSUP)	kW	3.2
Rated heating output of auxiliary heater under warmer climate conditions (PSUP)		-
Type of energy supply, auxiliary heater		elektrisch
Output control		fest
Sound power level, outdoor		-
Sound power level, indoor	dB(A)	50
Annual energy consumption under colder climate conditions for medium-temperature applications (QHE)	kWh/a	9642
Annual energy consumption under average climate conditions for medium-temperature applications (QHE)	kWh/a	6571
Annual energy consumption under warmer climate conditions for medium-temperature applications (QHE)	kWh/a	4267
Flow rate on heat source side	m ³ /h	3.1
Load profile		XL
Daily power consumption under colder climate conditions (QELEC)	kWh	7.1
Daily power consumption under average climate conditions (QELEC)	kWh	7.1
Daily power consumption under warmer climate conditions (QELEC)	kWh	7.1
Annual power consumption under colder climate conditions (AEC)		-
Annual power consumption under average climate conditions (AEC)		-
Annual power consumption under warmer climate conditions (AEC)		-
Seasonal space heating energy efficiency under warmer climate conditions for low-temperature applications (η _s)		-
Energy efficiency, DHW heating (η _{wh}), under average climate conditions	%	113
Energy efficiency, DHW heating (η _{wh}), warmer climates		-