



ENERG
енергия · ενεργεια



WPF 66

STIEBEL ELTRON




55 °C


35 °C




A⁺⁺

A⁺⁺⁺


63 dB


63 dB

■ 78	■ 83
■ 62	■ 67
■ 62	■ 67
kW	kW



2019

811/2013

Product datasheet: Space heater to Regulation (EU) No 811/2013 (S.I. 2019 No. 539 / Programme 2)

		WPF 66
		233008
Manufacturer		STIEBEL ELTRON
Space heating energy efficiency class under average climate conditions, medium-temperature applications (A+++ -> D)		A++
Energy efficiency class, space heating under average climate conditions, low-temperature applications (A+++ -> D)		A+++
Rated heating output under average climate conditions for medium-temperature applications (P rated)	kW	62
Rated heating output under average climate conditions for low-temperature applications (P rated)	kW	67
Seasonal space heating energy efficiency under average climate conditions for medium-temperature applications (η_s)	%	131
Seasonal space heating energy efficiency under average climate conditions for low-temperature applications (η_s)	%	190
Annual energy consumption under average climate conditions for medium-temperature applications (QHE)	kWh/a	37120
Annual energy consumption under average climate conditions for low-temperature applications (QHE)	kWh/a	28022
Sound power level, indoor	dB(A)	63
Option for operation only at off-peak times		-
Special measures	Alle beim Zusammenbau, der Installation oder Wartung des Raumheizgerätes zu treffenden besonderen Vorkehrungen: Siehe Installation- und Montageanweisung	
Rated heating output under colder climate conditions for medium-temperature applications (P rated)	kW	78
Rated heating output under colder climate conditions for low-temperature applications (P rated)	kW	83
Rated heating output under warmer climate conditions for medium-temperature applications (P rated)	kW	62
Rated heating output under warmer climate conditions for low-temperature applications (P rated)	kW	67
Seasonal space heating energy efficiency under colder climate conditions for medium-temperature applications (η_s)	%	136
Seasonal space heating energy efficiency under colder climate conditions for low-temperature applications (η_s)	%	197
Seasonal space heating energy efficiency under warmer climate conditions for medium-temperature applications (η_s)	%	130
Seasonal space heating energy efficiency under warmer climate conditions for low-temperature applications (η_s)	%	190
Annual energy consumption under colder climate conditions for medium-temperature applications (QHE)	kWh/a	53447
Annual energy consumption under colder climate conditions for low-temperature applications (QHE)	kWh/a	39996
Annual energy consumption under warmer climate conditions for medium-temperature applications (QHE)	kWh/a	24059
Annual energy consumption under warmer climate conditions for low-temperature applications (QHE)	kWh/a	18119
Sound power level, outdoor	dB(A)	63



ENERG
енергия · ενέργεια



WPF 66

STIEBEL ELTRON






+ 
 + 
 + 
 + 









Product datasheet: Space heater to Regulation (EU) No 811/2013 (S.I. 2019 No. 539 / Programme 2)

		WPF 66
		233008
Manufacturer		STIEBEL ELTRON
Seasonal space heating energy efficiency under average climate conditions for low-temperature applications (η_s)	%	190
Temperature control class		VII
Contribution of temperature control to space heating energy efficiency	%	3.5
Space heating energy efficiency of package under average climate conditions	%	135
Space heating energy efficiency of package under colder climate conditions	%	140
Space heating energy efficiency of package under warmer climate conditions	%	134
Value of differential between space heating energy efficiency under average climate conditions and that under colder climate conditions	%	5
Value of differential between space heating energy efficiency under warmer climate conditions and that under average climate conditions	%	1
Energy efficiency class, space heating under average climate conditions, low-temperature applications (A+++ -> D)		A+++
Space heating energy efficiency class of package under average climate conditions (A+++ -> D)		A++

Product datasheet: Space heater to Regulation (EU) No 811/2013 (S.I. 2019 No. 539 / Programme 2)

		WPF 66
		233008
Manufacturer		STIEBEL ELTRON
Heat source		Sole
Low temperature heat pump		-
With auxiliary heater		-
Combination heater with heat pump		-
Rated heating output under colder climate conditions for medium-temperature applications (P rated)	kW	78
Rated heating output under average climate conditions for medium-temperature applications (P rated)	kW	62
Rated heating output under warmer climate conditions for medium-temperature applications (P rated)	kW	62
Tj = -7 °C heating output, partial load range under colder climate conditions (Pdh)	kW	64.4
Tj = -7 °C heating output, partial load range under average climate conditions (Pdh)	kW	62.8
Tj = 2 °C heating output, partial load range under colder climate conditions (Pdh)	kW	65.5
Tj = 2 °C heating output, partial load range under average climate conditions (Pdh)	kW	64.5
Tj = 2 °C heating output, partial load range under warmer climate conditions (Pdh)	kW	62.3
Tj = 7 °C heating output, partial load range under colder climate conditions (Pdh)	kW	66.3
Tj = 7 °C heating output, partial load range under average climate conditions (Pdh)	kW	65.5
Tj = 7 °C heating output, partial load range under warmer climate conditions (Pdh)	kW	63.7
Tj = 12 °C heating output, partial load range under colder climate conditions (Pdh)	kW	67
Tj = 12 °C heating output, partial load range under average climate conditions (Pdh)	kW	66.5
Tj = 12 °C heating output, partial load range under warmer climate conditions (Pdh)	kW	65.9
Tj = dual mode temperature under colder climate conditions (Pdh)	kW	63.7
Tj = dual mode temperature under average climate conditions (Pdh)	kW	62.3
Tj = dual mode temperature under warmer climate conditions (Pdh)	kW	62.3
Tj = operating temperature limit under colder climate conditions (Pdh)	kW	62.3
Tj = operating temperature limit under average climate conditions (Pdh)	kW	62.3
Tj = operating temperature limit under warmer climate conditions (Pdh)	kW	62.3
For air source heat pumps: Tj = -15 °C (if TOL < -20 °C) (Pdh)	kW	62.3
Dual mode temperature under colder climate conditions (Tbiv)	Grad C	-15
Dual mode temperature under average climate conditions (Tbiv)	Grad C	-10
Dual mode temperature under warmer climate conditions (Tbiv)	Grad C	2
Seasonal space heating energy efficiency under colder climate conditions for medium-temperature applications (ηs)	%	136
Seasonal space heating energy efficiency under average climate conditions for medium-temperature applications (ηs)	%	131
Seasonal space heating energy efficiency under warmer climate conditions for medium-temperature applications (ηs)	%	130
Tj = -7 °C COP, partial load range under colder climate conditions (COPd)		3.4
Tj = -7 °C COP, partial load range under average climate conditions (COPd)		2.9
Tj = 2 °C COP, partial load range under colder climate conditions (COPd)		3.8
Tj = 2 °C COP, partial load range under average climate conditions (COPd)		3.4
Tj = 2 °C COP, partial load range under warmer climate conditions (COPd)		2.8
Tj = 7 °C COP, partial load range under colder climate conditions (COPd)		4.2
Tj = 7 °C COP, partial load range under average climate conditions (COPd)		3.8

Tj = 7 °C COP, partial load range under warmer climate conditions (COPd)		3.2
Tj = 12 °C COP, partial load range under colder climate conditions (COPd)		4.5
Tj = 12 °C COP, partial load range under average climate conditions (COPd)		4.3
Tj = 12 °C COP, partial load range under warmer climate conditions (COPd)		4
Tj = dual mode temperature under colder climate conditions (COPd)		3.2
Tj = dual mode temperature under average climate conditions (COPd)		2.8
Tj = dual mode temperature under warmer climate conditions (COPd)		2.8
Tj = operating temperature limit under colder climate conditions (COPd)		2.8
Tj = operating temperature limit under average climate conditions (COPd)		2.8
Tj = operating temperature limit under warmer climate conditions (COPd)		2.8
For air source heat pumps: Tj = -15 °C (if TOL < -20 °C) (COPd)		2.8
Operating temperature limit under colder climate conditions (TOL)	Grad C	-22
Operating temperature limit under average climate conditions (TOL)	Grad C	-10
Operating temperature limit under warmer climate conditions (TOL)	Grad C	2
Operating temperature limit of heating water under colder climate conditions (WTOL)	Grad C	60
Operating temperature limit of heating water under average climate conditions (WTOL)	Grad C	60
Operating temperature limit of heating water under warmer climate conditions (WTOL)	Grad C	60
Power consumption, off-mode (Poff)	Watt	0
Power consumption, thermostat off-mode (PTO)	Watt	7
Power consumption, standby state (PSB)	Watt	7
Power consumption, operating state, with crankcase heating (PCK)	Watt	99
Rated heating output of auxiliary heater under colder climate conditions (PSUP)	kW	15.8
Rated heating output of auxiliary heater under average climate conditions (PSUP)	kW	0
Rated heating output of auxiliary heater under warmer climate conditions (PSUP)	kW	0
Type of energy supply, auxiliary heater		elektrisch
Output control		fest
Sound power level, outdoor	dB(A)	63
Sound power level, indoor	dB(A)	63
Annual energy consumption under colder climate conditions for medium-temperature applications (QHE)	kWh/a	53447
Annual energy consumption under average climate conditions for medium-temperature applications (QHE)	kWh/a	37120
Annual energy consumption under warmer climate conditions for medium-temperature applications (QHE)	kWh/a	24059
Flow rate on heat source side	m ³ /h	16.1
Special measures	Alle beim Zusammenbau, der Installation oder Wartung des Raumheizgerätes zu treffenden besonderen Vorkehrungen: Siehe Installation- und Montageanweisung	