



**ENERG** Y IJA  
 енергия · ενεργεια IE IA

**STIEBEL ELTRON** WPE-I 06 HK 230  
 Premium



55 °C

35 °C



41 dB

2019

6 7  
 6 7  
 6 7  
 kW kW

811/2013

**Product datasheet: Room heater to regulation (EU) no. 811/2013 / (S.I. 2019 No. 539 / Schedule 2)**

		<b>WPE-I 06 HK 230 Premium</b>
		238614
Manufacturer		STIEBEL ELTRON
Energy efficiency class for central heating in moderate climates for medium temperature applications		A+++
Energy efficiency class for central heating in moderate climates for low temperature applications		A+++
Rated heating output in moderate climates for average temperature applications (Prated)	kW	6
Rated heating output in moderate climates for low temperature applications (Prated)	kW	7
Seasonal room heating efficiency in moderate climates for average temperature applications ( $\eta_s$ )	%	159
Seasonal room heating efficiency in moderate climates for low temperature applications ( $\eta_s$ )	%	200
Annual energy consumption in moderate climates for average temperature applications (QHE)	kWh/a	2988
Annual energy consumption in moderate climates for low temperature applications (QHE)	kWh/a	2662
Sound power level internal	dB(A)	41
Special measures		For all special measures to be taken during assembly, installation or maintenance of the room heater, see the installation instructions
Rated heating output in colder climates for average temperature applications (Prated)	kW	6
Rated heating output in colder climates for low temperature applications (Prated)	kW	7
Rated heating output in warmer climates for average temperature applications (Prated)	kW	6
Rated heating output in warmer climates for low temperature applications (Prated)	kW	7
Seasonal room heating efficiency in colder climates for average temperature applications ( $\eta_s$ )	%	165
Seasonal room heating efficiency in colder climates for low temperature applications ( $\eta_s$ )	%	207
Seasonal room heating efficiency in warmer climates for average temperature applications ( $\eta_s$ )	%	157
Seasonal room heating efficiency in warmer climates for low temperature applications ( $\eta_s$ )	%	197
Annual energy consumption in colder climates for average temperature applications (QHE)	kWh/a	3439
Annual energy consumption in colder climates for low temperature applications (QHE)	kWh/a	3069
Annual energy consumption in warmer climates for average temperature applications (QHE)	kWh/a	1954
Annual energy consumption in warmer climates for low temperature applications (QHE)	kWh/a	1741





# ENERG

енергия · ενεργεια



**STIEBEL ELTRON**

WPE-I 06 HK 230 Premium






+ 

+ 

+ 

+ 

**Product datasheet: Composite system consisting of room heater and temperature controller to regulation (EU) no. 811/2013 / (S.I. 2019 No. 539 / Schedule 2)**

		<b>WPE-I 06 HK 230 Premium</b>
		238614
Manufacturer		STIEBEL ELTRON
Seasonal room heating efficiency in moderate climates for average temperature applications ( $\eta_s$ )	%	159
Contribution of temperature controller to room heating energy efficiency	%	4
Room heating energy efficiency of composite system under moderate climatic conditions	%	162
Room heating energy efficiency of composite system under colder climatic conditions	%	169
Room heating energy efficiency of composite system under warmer climatic conditions	%	161
Value of differential between room heating energy efficiency under moderate climatic conditions and that under colder climatic conditions	%	6
Value of differential between room heating energy efficiency under warmer climatic conditions and that under moderate climatic conditions	%	1
Energy efficiency class for central heating in moderate climates for medium temperature applications		A+++
Room heating energy efficiency class of composite system under moderate climatic conditions		A+++

Required details about room heater and combi heater with heat pump to regulation (EU) no. 813/2013 & 811/2013

		WPE-I 06 HK 230 Premium
		238614
Manufacturer		STIEBEL ELTRON
Heat source		Brine
Low temperature heat pump		-
With booster heater		x
Combi boiler with heat pump		-
Rated heating output in colder climates for average temperature applications (Prated)	kW	6
Rated heating output in moderate climates for average temperature applications (Prated)	kW	6
Rated heating output in warmer climates for average temperature applications (Prated)	kW	6
Tj = -7 °C heating output, partial load range in colder climates (Pdh)	kW	3.6
Tj = -7 °C heating output, partial load range under moderate climatic conditions (Pdh)	kW	5.3
Tj = 2 °C heating output, partial load range in colder climates (Pdh)	kW	2.2
Tj = 2 °C heating output, partial load range under moderate climatic conditions (Pdh)	kW	3.2
Tj = 2 °C heating output, partial load range in warmer climates (Pdh)	kW	6.0
Tj = 7 °C heating output, partial load range in colder climates (Pdh)	kW	1.4
Tj = 7 °C heating output, partial load range under moderate climatic conditions (Pdh)	kW	2.0
Tj = 7 °C heating output, partial load range in warmer climates (Pdh)	kW	3.8
Tj = 12 °C heating output, partial load range in colder climates (Pdh)	kW	1.1
Tj = 12 °C heating output, partial load range under moderate climatic conditions (Pdh)	kW	1.0
Tj = 12 °C heating output, partial load range in warmer climates (Pdh)	kW	1.7
Tj = dual mode temperature in colder climates (Pdh)	kW	6.0
Tj = dual mode temperature under moderate climatic conditions (Pdh)	kW	6.0
Tj = dual mode temperature in warmer climates (Pdh)	kW	6.0
Tj = operating temperature limit in colder climates (Pdh)	kW	6.0
Tj = operating temperature limit under moderate climatic conditions (Pdh)	kW	6.0
Tj = operating temperature limit in warmer climates (Pdh)	kW	6.0
Dual mode temperature in colder climates (Tbiv)	°C	-22
Dual mode temperature in moderate climates (Tbiv)	°C	-10
Dual mode temperature in warmer climates (Tbiv)	°C	2
Seasonal room heating efficiency in colder climates for average temperature applications (ηs)	%	165
Seasonal room heating efficiency in moderate climates for average temperature applications (ηs)	%	159
Seasonal room heating efficiency in warmer climates for average temperature applications (ηs)	%	157
Tj = -7 °C COP, partial load range in colder climates (COPd)		4.15
Tj = -7 °C COP, partial load range under moderate climatic conditions (COPd)		3.55
Tj = 2 °C COP, partial load range in colder climates (COPd)		4.68
Tj = 2 °C COP, partial load range under moderate climatic conditions (COPd)		4.27
Tj = 2 °C COP, partial load range in warmer climates (COPd)		3.34
Tj = 7 °C COP, partial load range in colder climates (COPd)		4.80
Tj = 7 °C COP, partial load range under moderate climatic conditions (COPd)		4.76
Tj = 7 °C COP, partial load range in warmer climates (COPd)		3.97
Tj = 12 °C COP, partial load range in colder climates (COPd)		4.73
Tj = 12 °C COP, partial load range under moderate climatic conditions (COPd)		4.61
Tj = 12 °C COP, partial load range in warmer climates (COPd)		4.81
Tj = dual mode temperature in colder climates (COPd)		3.34
Tj = dual mode temperature under moderate climatic conditions (COPd)		3.34
Tj = dual mode temperature in warmer climates (COPd)		3.34

Tj = operating temperature limit in colder climates (COPd)		3.34
Tj = operating temperature limit under moderate climatic conditions (COPd)		3.34
Tj = operating temperature limit in warmer climates (COPd)		3.34
Operating temperature limit in moderate climates (TOL)	°C	-10
Heating water operating temperature limit (WTOL)	°C	75
Power consumption, OFF state (Poff)	W	16
Power consumption, thermostat OFF state (PTO)	W	16
Standby power consumption (PSB)	W	16
Power consumption, operating state, with crankcase heating (PCK)	W	0
Booster heater heating output in colder climates (Psup)	kW	0.0
Booster heater heating output in moderate climate (Psup)	kW	0.0
Booster heater heating output in warmer climates (Psup)	kW	0.0
Type of energy supply, booster heater		electric
Power control		variable
Sound power level internal	dB(A)	41
Annual energy consumption in colder climates for average temperature applications (QHE)	kWh/a	3439
Annual energy consumption in moderate climates for average temperature applications (QHE)	kWh/a	2988
Annual energy consumption in warmer climates for average temperature applications (QHE)	kWh/a	1954
Flow rate, heat source side	m <sup>3</sup> /h	0,6
Energy efficiency for DHW heating ( $\Gamma_{wh}$ ) under moderate climatic conditions	%	-
Special measures	For all special measures to be taken during assembly, installation or maintenance of the room heater, see the installation instructions	