



# ENERG

енергия · ενεργεια




## STIEBEL ELTRON

WPE-I 06 HW 230  
Premium



**A+++**



**A**

Two icons showing sound power levels: a house with a speaker icon and the text **43dB**, and a house with a speaker icon and the text **0dB**.



Legend for power output: three colored squares (dark blue, medium blue, light blue) each followed by the text **6 kW**.

2019

811/2013

**Product datasheet: Combination heater to Regulation (EU) No 811/2013 (S.I. 2019 No. 539 / Programme 2)**

		<b>WPE-I 06 HW 230 Premium</b>
		238618
Manufacturer		STIEBEL ELTRON
Load profile		XL
Space heating energy efficiency class under average climate conditions, medium-temperature applications (A+++ -> D)		A+++
Energy efficiency class, space heating under average climate conditions, low-temperature applications (A+++ -> D)		A+++
Energy efficiency class, DHW heating under average climate conditions (A+++ -> D)		A
Rated heating output under average climate conditions for medium-temperature applications (P rated)	kW	6
Rated heating output under average climate conditions for low-temperature applications (P rated)	kW	7
Annual energy consumption under average climate conditions for medium-temperature applications (QHE)	kWh/a	2988
Annual energy consumption under average climate conditions for low-temperature applications (QHE)	kWh/a	2662
Annual power consumption under average climate conditions (AEC)	kWh	1556
Seasonal space heating energy efficiency under average climate conditions for medium-temperature applications ( $\eta_s$ )	%	159
Seasonal space heating energy efficiency under average climate conditions for low-temperature applications ( $\eta_s$ )	%	200
Energy efficiency, DHW heating ( $\eta_{wh}$ ), under average climate conditions	%	108
Sound power level, indoor	dB(A)	43
Option for operation only at off-peak times		-
Special measures		Alle beim Zusammenbau, der Installation oder Wartung des Raumheizgerätes zu treffenden besonderen Vorkehrungen: Siehe Installation- und Montageanweisung
Rated heating output under colder climate conditions for medium-temperature applications (P rated)	kW	6
Rated heating output under colder climate conditions for low-temperature applications (P rated)	kW	7
Rated heating output under warmer climate conditions for medium-temperature applications (P rated)	kW	6
Rated heating output under warmer climate conditions for low-temperature applications (P rated)	kW	7
Annual energy consumption under colder climate conditions for medium-temperature applications (QHE)	kWh/a	3439
Annual energy consumption under colder climate conditions for low-temperature applications (QHE)	kWh/a	3069
Annual energy consumption under warmer climate conditions for medium-temperature applications (QHE)	kWh/a	1954
Annual energy consumption under warmer climate conditions for low-temperature applications (QHE)	kWh/a	1741
Annual power consumption under colder climate conditions (AEC)	kWh	1556
Annual power consumption under warmer climate conditions (AEC)	kWh	1556
Seasonal space heating energy efficiency under colder climate conditions for medium-temperature applications ( $\eta_s$ )	%	166
Seasonal space heating energy efficiency under colder climate conditions for low-temperature applications ( $\eta_s$ )	%	207
Seasonal space heating energy efficiency under warmer climate conditions for medium-temperature applications ( $\eta_s$ )	%	158
Seasonal space heating energy efficiency under warmer climate conditions for low-temperature applications ( $\eta_s$ )	%	198
Seasonal space heating energy efficiency under warmer climate conditions for low-temperature applications ( $\eta_s$ )	%	108
Energy efficiency, DHW heating ( $\eta_{wh}$ ), warmer climates	%	108
Sound power level, outdoor	dB(A)	0











# ENERG

енергия · ενέργεια



WPE-I 06 HW 230 Premium

## STIEBEL ELTRON













+ 

+ 

+ 

+ 

**Product datasheet: Combination heater to Regulation (EU) No 811/2013 (S.I. 2019 No. 539 / Programme 2)**

		<b>WPE-I 06 HW 230 Premium</b>
		238618
Manufacturer		STIEBEL ELTRON
Seasonal space heating energy efficiency under average climate conditions for medium-temperature applications ( $\eta_s$ )	%	159
Temperature control class		VII
Contribution of temperature control to space heating energy efficiency	%	3.5
Space heating energy efficiency of package under average climate conditions	%	163
Space heating energy efficiency of package under colder climate conditions	%	169
Space heating energy efficiency of package under warmer climate conditions	%	161
Value of differential between space heating energy efficiency under average climate conditions and that under colder climate conditions	%	6
Value of differential between space heating energy efficiency under warmer climate conditions and that under average climate conditions	%	2
Space heating energy efficiency class under average climate conditions, medium-temperature applications (A+++ -> D)		A+++
Space heating energy efficiency class of package under average climate conditions (A+++ -> D)		A+++
Energy efficiency class, DHW heating under average climate conditions (A+++ -> D)		A
Load profile		XL

**Product datasheet: Combination heater to Regulation (EU) No 811/2013 (S.I. 2019 No. 539 / Programme 2)**

		<b>WPE-I 06 HW 230 Premium</b>
		238618
Manufacturer		STIEBEL ELTRON
Heat source		Sole
Low temperature heat pump		-
With auxiliary heater		-
Combination heater with heat pump		-
Rated heating output under colder climate conditions for medium-temperature applications (P rated)	kW	6
Rated heating output under average climate conditions for medium-temperature applications (P rated)	kW	6
Rated heating output under warmer climate conditions for medium-temperature applications (P rated)	kW	6
Tj = -7 °C heating output, partial load range under colder climate conditions (Pdh)	kW	3.7
Tj = -7 °C heating output, partial load range under average climate conditions (Pdh)	kW	5.3
Tj = 2 °C heating output, partial load range under colder climate conditions (Pdh)	kW	2.2
Tj = 2 °C heating output, partial load range under average climate conditions (Pdh)	kW	3.3
Tj = 2 °C heating output, partial load range under warmer climate conditions (Pdh)	kW	6.1
Tj = 7 °C heating output, partial load range under colder climate conditions (Pdh)	kW	1.4
Tj = 7 °C heating output, partial load range under average climate conditions (Pdh)	kW	2.1
Tj = 7 °C heating output, partial load range under warmer climate conditions (Pdh)	kW	3.9
Tj = 12 °C heating output, partial load range under colder climate conditions (Pdh)	kW	1.1
Tj = 12 °C heating output, partial load range under average climate conditions (Pdh)	kW	1.1
Tj = 12 °C heating output, partial load range under warmer climate conditions (Pdh)	kW	1.7
Tj = dual mode temperature under colder climate conditions (Pdh)	kW	6.1
Tj = dual mode temperature under average climate conditions (Pdh)	kW	6.1
Tj = dual mode temperature under warmer climate conditions (Pdh)	kW	6.1
Tj = operating temperature limit under colder climate conditions (Pdh)	kW	6.1
Tj = operating temperature limit under average climate conditions (Pdh)	kW	6.1
Tj = operating temperature limit under warmer climate conditions (Pdh)	kW	6.1
For air source heat pumps: Tj = -15 °C (if TOL < -20 °C) (Pdh)		-
Dual mode temperature under colder climate conditions (Tbiv)	Grad C	-22
Dual mode temperature under average climate conditions (Tbiv)	Grad C	-10
Dual mode temperature under warmer climate conditions (Tbiv)	Grad C	2
Seasonal space heating energy efficiency under colder climate conditions for medium-temperature applications (ηs)	%	166
Seasonal space heating energy efficiency under average climate conditions for medium-temperature applications (ηs)	%	159
Seasonal space heating energy efficiency under warmer climate conditions for medium-temperature applications (ηs)	%	158
Tj = -7 °C COP, partial load range under colder climate conditions (COPd)		4.2
Tj = -7 °C COP, partial load range under average climate conditions (COPd)		3.5
Tj = 2 °C COP, partial load range under colder climate conditions (COPd)		4.7
Tj = 2 °C COP, partial load range under average climate conditions (COPd)		4.3
Tj = 2 °C COP, partial load range under warmer climate conditions (COPd)		3.3
Tj = 7 °C COP, partial load range under colder climate conditions (COPd)		4.8
Tj = 7 °C COP, partial load range under average climate conditions (COPd)		4.8

Tj = 7 °C COP, partial load range under warmer climate conditions (COPd)		4
Tj = 12 °C COP, partial load range under colder climate conditions (COPd)		4.7
Tj = 12 °C COP, partial load range under average climate conditions (COPd)		4.6
Tj = 12 °C COP, partial load range under warmer climate conditions (COPd)		4.8
Tj = dual mode temperature under colder climate conditions (COPd)		3.3
Tj = dual mode temperature under average climate conditions (COPd)		3.3
Tj = dual mode temperature under warmer climate conditions (COPd)		3.3
Tj = operating temperature limit under colder climate conditions (COPd)		3.3
Tj = operating temperature limit under average climate conditions (COPd)		3.3
Tj = operating temperature limit under warmer climate conditions (COPd)		3.3
For air source heat pumps: Tj = -15 °C (if TOL < -20 °C) (COPd)		-
Operating temperature limit under colder climate conditions (TOL)	Grad C	-22
Operating temperature limit under average climate conditions (TOL)	Grad C	-10
Operating temperature limit under warmer climate conditions (TOL)	Grad C	2
Operating temperature limit of heating water under colder climate conditions (WTOL)	Grad C	75
Operating temperature limit of heating water under average climate conditions (WTOL)	Grad C	75
Operating temperature limit of heating water under warmer climate conditions (WTOL)	Grad C	75
Power consumption, off-mode (Poff)	Watt	16
Power consumption, thermostat off-mode (PTO)	Watt	16
Power consumption, standby state (PSB)	Watt	16
Power consumption, operating state, with crankcase heating (PCK)	Watt	0
Rated heating output of auxiliary heater under colder climate conditions (PSUP)	kW	0
Rated heating output of auxiliary heater under average climate conditions (PSUP)	kW	0
Rated heating output of auxiliary heater under warmer climate conditions (PSUP)	kW	0
Type of energy supply, auxiliary heater		elektrisch
Output control		veränderlich
Sound power level, outdoor	dB(A)	0
Sound power level, indoor	dB(A)	43
Annual energy consumption under colder climate conditions for medium-temperature applications (QHE)	kWh/a	3439
Annual energy consumption under average climate conditions for medium-temperature applications (QHE)	kWh/a	2988
Annual energy consumption under warmer climate conditions for medium-temperature applications (QHE)	kWh/a	1954
Flow rate on heat source side	m <sup>3</sup> /h	6
Load profile		XL
Daily power consumption under colder climate conditions (QELEC)	kWh	7.1
Daily power consumption under average climate conditions (QELEC)	kWh	7.1
Daily power consumption under warmer climate conditions (QELEC)	kWh	7.1
Annual power consumption under colder climate conditions (AEC)	kWh	1556
Annual power consumption under average climate conditions (AEC)	kWh	1556
Annual power consumption under warmer climate conditions (AEC)	kWh	1556
Seasonal space heating energy efficiency under warmer climate conditions for low-temperature applications ( $\eta_s$ )	%	108
Energy efficiency, DHW heating ( $\eta_{wh}$ ), under average climate conditions	%	108
Energy efficiency, DHW heating ( $\eta_{wh}$ ), warmer climates	%	108
Special measures		Alle beim Zusammenbau, der Installation oder Wartung des Raumheizgerätes zu treffenden besonderen Vorkehrungen: Siehe Installation- und Montageanweisung