



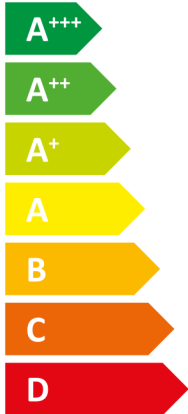

# ENERG

енергия · ενεργεια



## STIEBEL ELTRON

WPL 07 ACS classic  
compact Set S



**A+**



Two house icons with sound waves. The top one is labeled "-dB" and the bottom one is labeled "52dB".



Legend for power output: a dark blue square for 4 kW, a medium blue square for 4 kW, and a light blue square for 3 kW.

2019

811/2013


**Product datasheet: Combination heater to Regulation (EU) No 811/2013 (S.I. 2019 No. 539 / Programme 2)**

|  |       | <b>WPL 07 ACS classic compact Set S</b> |
|--|-------|---|
|  |       | 238623                                  |
| Manufacturer   |       | STIEBEL ELTRON                          |
| Load profile   |       | -                                       |
| Space heating energy efficiency class under average climate conditions, medium-temperature applications (A+++ -> D)        |       | A+                                      |
| Energy efficiency class, space heating under average climate conditions, low-temperature applications (A+++ -> D)          |       | A++                                     |
| Energy efficiency class, DHW heating under average climate conditions (A+++ -> D)  |       | -                                       |
| Rated heating output under average climate conditions for medium-temperature applications (P rated)                        | kW    | 4                                       |
| Rated heating output under average climate conditions for low-temperature applications (P rated)                           | kW    | 4                                       |
| Annual energy consumption under average climate conditions for medium-temperature applications (QHE)                       | kWh/a | 2089                                    |
| Annual energy consumption under average climate conditions for low-temperature applications (QHE)                          | kWh/a | 1769                                    |
| Annual power consumption under average climate conditions (AEC)  |       | -                                       |
| Seasonal space heating energy efficiency under average climate conditions for medium-temperature applications ( $\eta_s$ ) | %     | 116                                     |
| Seasonal space heating energy efficiency under average climate conditions for low-temperature applications ( $\eta_s$ )    | %     | 166                                     |
| Energy efficiency, DHW heating ( $\eta_{wh}$ ), under average climate conditions   |       | -                                       |
| Sound power level, indoor  |       | -                                       |
| Option for operation only at off-peak times  |       | -                                       |
| Rated heating output under colder climate conditions for medium-temperature applications (P rated)                         | kW    | 4                                       |
| Rated heating output under colder climate conditions for low-temperature applications (P rated)                            | kW    | 3                                       |
| Rated heating output under warmer climate conditions for medium-temperature applications (P rated)                         | kW    | 3                                       |
| Rated heating output under warmer climate conditions for low-temperature applications (P rated)                            | kW    | 3                                       |
| Annual energy consumption under colder climate conditions for medium-temperature applications (QHE)                        | kWh/a | 4016                                    |
| Annual energy consumption under colder climate conditions for low-temperature applications (QHE)                           | kWh/a | 2186                                    |
| Annual energy consumption under warmer climate conditions for medium-temperature applications (QHE)                        | kWh/a | 1187                                    |
| Annual energy consumption under warmer climate conditions for low-temperature applications (QHE)                           | kWh/a | 783                                     |
| Annual power consumption under colder climate conditions (AEC)   |       | -                                       |
| Annual power consumption under warmer climate conditions (AEC)   |       | -                                       |
| Seasonal space heating energy efficiency under colder climate conditions for medium-temperature applications ( $\eta_s$ )  | %     | 102                                     |
| Seasonal space heating energy efficiency under colder climate conditions for low-temperature applications ( $\eta_s$ )     | %     | 148                                     |
| Seasonal space heating energy efficiency under warmer climate conditions for medium-temperature applications ( $\eta_s$ )  | %     | 137                                     |
| Seasonal space heating energy efficiency under warmer climate conditions for low-temperature applications ( $\eta_s$ )     | %     | 200                                     |
| Seasonal space heating energy efficiency under warmer climate conditions for low-temperature applications ( $\eta_s$ )     | %     | 200                                     |
| Energy efficiency, DHW heating ( $\eta_{wh}$ ), warmer climates  |       | -                                       |
| Sound power level, outdoor   | dB(A) | 52                                      |



# ENERG

енергия · ενέργεια



WPL 07 ACS classic compact Set S

## STIEBEL ELTRON

Energy scale from A+++ (green) to G (red). A black arrow points to A+.

+

+

+

+

Energy scale from A+++ (green) to G (red). Tap XL icon and a black arrow pointing left.

**Product datasheet: Combination heater to Regulation (EU) No 811/2013 (S.I. 2019 No. 539 / Programme 2)**

|   |   | <b>WPL 07 ACS classic compact Set S</b> |
|---|---|---|
|   |   | 238623                                  |
| Manufacturer  |   | STIEBEL ELTRON                          |
| Seasonal space heating energy efficiency under average climate conditions for medium-temperature applications ( $\eta_s$ )              | % | 116                                     |
| Temperature control class   |   | VI                                      |
| Contribution of temperature control to space heating energy efficiency  | % | 4                                       |
| Space heating energy efficiency of package under average climate conditions   | % | 120                                     |
| Space heating energy efficiency of package under colder climate conditions  | % | 109                                     |
| Space heating energy efficiency of package under warmer climate conditions  | % | 143                                     |
| Value of differential between space heating energy efficiency under average climate conditions and that under colder climate conditions | % | 8                                       |
| Value of differential between space heating energy efficiency under warmer climate conditions and that under average climate conditions | % | 26                                      |
| Space heating energy efficiency class under average climate conditions, medium-temperature applications (A+++ -> D)                     |   | A+                                      |
| Space heating energy efficiency class of package under average climate conditions (A+++ -> D)   |   | A+                                      |
| Energy efficiency class, DHW heating under average climate conditions (A+++ -> D)   |   | -                                       |
| Load profile  |   | -                                       |

**Product datasheet: Combination heater to Regulation (EU) No 811/2013 (S.I. 2019 No. 539 / Programme 2)**

|  |        | <b>WPL 07 ACS classic compact Set S</b> |
|--|--------|---|
|  |        | 238623                                  |
| Manufacturer   |        | STIEBEL ELTRON                          |
| Heat source  |        | Luft                                    |
| Low temperature heat pump  |        | -                                       |
| With auxiliary heater  |        | -                                       |
| Combination heater with heat pump  |        | -                                       |
| Rated heating output under colder climate conditions for medium-temperature applications (P rated)                 | kW     | 4                                       |
| Rated heating output under average climate conditions for medium-temperature applications (P rated)                | kW     | 4                                       |
| Rated heating output under warmer climate conditions for medium-temperature applications (P rated)                 | kW     | 3                                       |
| Tj = -7 °C heating output, partial load range under colder climate conditions (Pdh)                                | kW     | 2.7                                     |
| Tj = -7 °C heating output, partial load range under average climate conditions (Pdh)                               | kW     | 3.1                                     |
| Tj = 2 °C heating output, partial load range under colder climate conditions (Pdh)                                 | kW     | 1.6                                     |
| Tj = 2 °C heating output, partial load range under average climate conditions (Pdh)                                | kW     | 1.6                                     |
| Tj = 2 °C heating output, partial load range under warmer climate conditions (Pdh)                                 | kW     | 3.1                                     |
| Tj = 7 °C heating output, partial load range under colder climate conditions (Pdh)                                 | kW     | 1.3                                     |
| Tj = 7 °C heating output, partial load range under average climate conditions (Pdh)                                | kW     | 1.3                                     |
| Tj = 7 °C heating output, partial load range under warmer climate conditions (Pdh)                                 | kW     | 2                                       |
| Tj = 12 °C heating output, partial load range under colder climate conditions (Pdh)                                | kW     | 1.5                                     |
| Tj = 12 °C heating output, partial load range under average climate conditions (Pdh)                               | kW     | 1.5                                     |
| Tj = 12 °C heating output, partial load range under warmer climate conditions (Pdh)                                | kW     | 1.5                                     |
| Tj = dual mode temperature under colder climate conditions (Pdh)   | kW     | 3                                       |
| Tj = dual mode temperature under average climate conditions (Pdh)  | kW     | 2.4                                     |
| Tj = dual mode temperature under warmer climate conditions (Pdh)   | kW     | 3.1                                     |
| Tj = operating temperature limit under colder climate conditions (Pdh)   | kW     | 2.6                                     |
| Tj = operating temperature limit under average climate conditions (Pdh)  | kW     | 3.1                                     |
| Tj = operating temperature limit under warmer climate conditions (Pdh)   | kW     | 3.1                                     |
| For air source heat pumps: Tj = -15 °C (if TOL < -20 °C) (Pdh)   | kW     | 0                                       |
| Dual mode temperature under colder climate conditions (Tbiv)   | Grad C | -10                                     |
| Dual mode temperature under average climate conditions (Tbiv)  | Grad C | -5                                      |
| Dual mode temperature under warmer climate conditions (Tbiv)   | Grad C | 2                                       |
| Seasonal space heating energy efficiency under colder climate conditions for medium-temperature applications (ηs)  | %      | 102                                     |
| Seasonal space heating energy efficiency under average climate conditions for medium-temperature applications (ηs) | %      | 116                                     |
| Seasonal space heating energy efficiency under warmer climate conditions for medium-temperature applications (ηs)  | %      | 137                                     |
| Tj = -7 °C COP, partial load range under colder climate conditions (COPd)  |        | 2.3                                     |
| Tj = -7 °C COP, partial load range under average climate conditions (COPd)   |        | 2.1                                     |
| Tj = 2 °C COP, partial load range under colder climate conditions (COPd)   |        | 3.5                                     |
| Tj = 2 °C COP, partial load range under average climate conditions (COPd)  |        | 2.9                                     |
| Tj = 2 °C COP, partial load range under warmer climate conditions (COPd)   |        | 2.2                                     |
| Tj = 7 °C COP, partial load range under colder climate conditions (COPd)   |        | 4.7                                     |
| Tj = 7 °C COP, partial load range under average climate conditions (COPd)  |        | 4.1                                     |

|   |                   |              |
|---|-------------------|--------------|
| Tj = 7 °C COP, partial load range under warmer climate conditions (COPd)  |                   | 3.3          |
| Tj = 12 °C COP, partial load range under colder climate conditions (COPd)   |                   | 6.7          |
| Tj = 12 °C COP, partial load range under average climate conditions (COPd)  |                   | 6            |
| Tj = 12 °C COP, partial load range under warmer climate conditions (COPd)   |                   | 5.2          |
| Tj = dual mode temperature under colder climate conditions (COPd)   |                   | 2.1          |
| Tj = dual mode temperature under average climate conditions (COPd)  |                   | 2.2          |
| Tj = dual mode temperature under warmer climate conditions (COPd)   |                   | 2.2          |
| Tj = operating temperature limit under colder climate conditions (COPd)   |                   | 2.3          |
| Tj = operating temperature limit under average climate conditions (COPd)  |                   | 2.1          |
| Tj = operating temperature limit under warmer climate conditions (COPd)   |                   | 2.2          |
| For air source heat pumps: Tj = -15 °C (if TOL < -20 °C) (COPd)   |                   | 0            |
| Operating temperature limit under colder climate conditions (TOL)   | Grad C            | -15          |
| Operating temperature limit under average climate conditions (TOL)  | Grad C            | -5           |
| Operating temperature limit under warmer climate conditions (TOL)   | Grad C            | 2            |
| Operating temperature limit of heating water under colder climate conditions (WTOL)   |                   | -            |
| Operating temperature limit of heating water under average climate conditions (WTOL)  | Grad C            | 60           |
| Operating temperature limit of heating water under warmer climate conditions (WTOL)   |                   | -            |
| Power consumption, off-mode (Poff)  | Watt              | 17           |
| Power consumption, thermostat off-mode (PTO)  | Watt              | 30           |
| Power consumption, standby state (PSB)  | Watt              | 17           |
| Power consumption, operating state, with crankcase heating (PCK)  | Watt              | 5            |
| Rated heating output of auxiliary heater under colder climate conditions (PSUP)   |                   | -            |
| Rated heating output of auxiliary heater under average climate conditions (PSUP)  | kW                | 2.9          |
| Rated heating output of auxiliary heater under warmer climate conditions (PSUP)   |                   | -            |
| Type of energy supply, auxiliary heater   |                   | elektrisch   |
| Output control  |                   | veränderlich |
| Sound power level, outdoor  | dB(A)             | 52           |
| Sound power level, indoor   |                   | -            |
| Annual energy consumption under colder climate conditions for medium-temperature applications (QHE)                         | kWh/a             | 4016         |
| Annual energy consumption under average climate conditions for medium-temperature applications (QHE)                        | kWh/a             | 2089         |
| Annual energy consumption under warmer climate conditions for medium-temperature applications (QHE)                         | kWh/a             | 1187         |
| Flow rate on heat source side   | m <sup>3</sup> /h | 1300         |
| Load profile  |                   | -            |
| Daily power consumption under colder climate conditions (QELEC)   |                   | -            |
| Daily power consumption under average climate conditions (QELEC)  |                   | -            |
| Daily power consumption under warmer climate conditions (QELEC)   |                   | -            |
| Annual power consumption under colder climate conditions (AEC)  |                   | -            |
| Annual power consumption under average climate conditions (AEC)   |                   | -            |
| Annual power consumption under warmer climate conditions (AEC)  |                   | -            |
| Seasonal space heating energy efficiency under warmer climate conditions for low-temperature applications (η <sub>s</sub> ) | %                 | 200          |
| Energy efficiency, DHW heating (η <sub>wh</sub> ), under average climate conditions   |                   | -            |
| Energy efficiency, DHW heating (η <sub>wh</sub> ), warmer climates  |                   | -            |