




# ENERGY

**STIEBEL ELTRON** HPG-I 06 DCS Premium



**A+++**



**A**

43 dB



- 7 kW
- 7 kW
- 7 kW

2019

811/2013

**Product datasheet: Combi heater to regulation (EU) no. 811/2013 / (S.I. 2019 No. 539 / Schedule 2)**

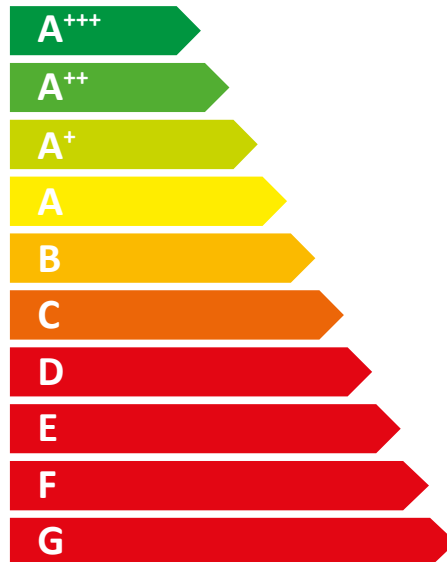



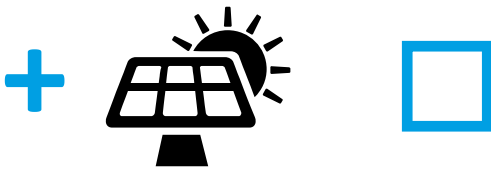
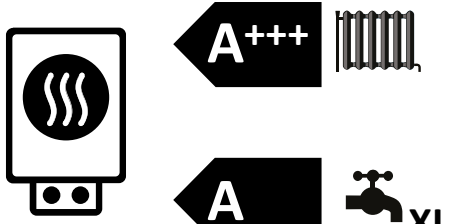
|   |       | <b>HPG-I 06 DCS Premium</b>   |
|---|-------|---|
|   |       | 202633  |
| Manufacturer  |       | STIEBEL ELTRON  |
| Load profile  |       | XL  |
| Energy efficiency class for central heating in moderate climates for medium temperature applications    |       | A+++  |
| Energy efficiency class for central heating in moderate climates for low temperature applications       |       | A+++  |
| Energy efficiency category for DHW heating under moderate climatic conditions                           |       | A   |
| Rated heating output in moderate climates for average temperature applications (Prated)                 | kW    | 6   |
| Rated heating output in moderate climates for low temperature applications (Prated)                     | kW    | 7   |
| Annual energy consumption in moderate climates for average temperature applications (QHE)               | kWh/a | 2988  |
| Annual energy consumption in moderate climates for low temperature applications (QHE)                   | kWh/a | 2662  |
| Annual power consumption in moderate climates (AEC)   | kWh/a | 1556  |
| Seasonal room heating efficiency in moderate climates for average temperature applications ( $\eta_s$ ) | %     | 159   |
| Seasonal room heating efficiency in moderate climates for low temperature applications ( $\eta_s$ )     | %     | 200   |
| Energy efficiency for DHW heating ( $\eta_{wh}$ ) under moderate climatic conditions                    | %     | 108   |
| Sound power level internal  | dB(A) | 43  |
| Special measures  |       | For all special measures to be taken during assembly, installation or maintenance of the room heater, see the installation instructions |
| Rated heating output in colder climates for average temperature applications (Prated)                   | kW    | 6   |
| Rated heating output in colder climates for low temperature applications (Prated)                       | kW    | 7   |
| Rated heating output in warmer climates for average temperature applications (Prated)                   | kW    | 6   |
| Rated heating output in warmer climates for low temperature applications (Prated)                       | kW    | 7   |
| Annual energy consumption in colder climates for average temperature applications (QHE)                 | kWh/a | 3439  |
| Annual energy consumption in colder climates for low temperature applications (QHE)                     | kWh/a | 3069  |
| Annual energy consumption in warmer climates for average temperature applications (QHE)                 | kWh/a | 1954  |
| Annual energy consumption in warmer climates for low temperature applications (QHE)                     | kWh/a | 1741  |
| Annual power consumption in colder climates (AEC)   | kWh/a | 1556  |
| Annual power consumption in warmer climates (AEC)   | kWh/a | 1556  |
| Seasonal room heating efficiency in colder climates for average temperature applications ( $\eta_s$ )   | %     | 165.5   |
| Seasonal room heating efficiency in colder climates for low temperature applications ( $\eta_s$ )       | %     | 207.1   |
| Seasonal room heating efficiency in warmer climates for average temperature applications ( $\eta_s$ )   | %     | 157.5   |
| Seasonal room heating efficiency in warmer climates for low temperature applications ( $\eta_s$ )       | %     | 197.6   |
| Energy efficiency for DHW heating ( $\eta_{wh}$ ) under colder climatic conditions                      | %     | 108   |
| Energy efficiency for DHW heating ( $\eta_{wh}$ ) under warmer climatic conditions                      | %     | 108   |
| Operation exclusively enabled during low load times   |       | -   |



# ENERGY

**STIEBEL ELTRON**

HPG-I 06 DCS Premium



**Product datasheet: Composite system consisting of room heater and temperature controller to regulation (EU) no. 811/2013 / (S.I. 2019 No. 539 / Schedule 2)**

|   |   | <b>HPG-I 06 DCS Premium</b> |
|---|---|-----------------------------|
|   |   | 202633                      |
| Manufacturer  |   | STIEBEL ELTRON              |
| Seasonal room heating efficiency in moderate climates for average temperature applications ( $\eta_s$ )                                   | % | 159                         |
| Contribution of temperature controller to room heating energy efficiency  | % | 4                           |
| Room heating energy efficiency of composite system under moderate climatic conditions   | % | 162.9                       |
| Room heating energy efficiency of composite system under colder climatic conditions   | % | 169                         |
| Room heating energy efficiency of composite system under warmer climatic conditions   | % | 161                         |
| Value of differential between room heating energy efficiency under moderate climatic conditions and that under colder climatic conditions | % | 6.2                         |
| Value of differential between room heating energy efficiency under warmer climatic conditions and that under moderate climatic conditions | % | 1.9                         |
| Energy efficiency class for central heating in moderate climates for medium temperature applications                                      |   | A+++                        |
| Room heating energy efficiency class of composite system under moderate climatic conditions   |   | A+++                        |
| Energy efficiency category for DHW heating under moderate climatic conditions   |   | A                           |
| Load profile  |   | XL                          |

Required details about room heater and combi heater with heat pump to regulation (EU) no. 813/2013 & 811/2013

|   |    | HPG-I 06 DCS Premium |
|---|----|----------------------|
|   |    | 202633               |
| Manufacturer  |    | STIEBEL ELTRON       |
| Heat source   |    | Brine                |
| Low temperature heat pump   |    | -                    |
| With booster heater   |    | x                    |
| Combi boiler with heat pump   |    | x                    |
| Rated heating output in colder climates for average temperature applications (Prated)           | kW | 6                    |
| Rated heating output in moderate climates for average temperature applications (Prated)         | kW | 6                    |
| Rated heating output in warmer climates for average temperature applications (Prated)           | kW | 6                    |
| Tj = -7 °C heating output, partial load range in colder climates (Pdh)                          | kW | 3.65                 |
| Tj = -7 °C heating output, partial load range under moderate climatic conditions (Pdh)          | kW | 5.34                 |
| Tj = 2 °C heating output, partial load range in colder climates (Pdh)                           | kW | 2.22                 |
| Tj = 2 °C heating output, partial load range under moderate climatic conditions (Pdh)           | kW | 3.25                 |
| Tj = 2 °C heating output, partial load range in warmer climates (Pdh)                           | kW | 6.05                 |
| Tj = 7 °C heating output, partial load range in colder climates (Pdh)                           | kW | 1.42                 |
| Tj = 7 °C heating output, partial load range under moderate climatic conditions (Pdh)           | kW | 2.09                 |
| Tj = 7 °C heating output, partial load range in warmer climates (Pdh)                           | kW | 3.88                 |
| Tj = 12 °C heating output, partial load range in colder climates (Pdh)                          | kW | 1.1                  |
| Tj = 12 °C heating output, partial load range under moderate climatic conditions (Pdh)          | kW | 1.08                 |
| Tj = 12 °C heating output, partial load range in warmer climates (Pdh)                          | kW | 1.72                 |
| Tj = dual mode temperature in colder climates (Pdh)   | kW | 6.05                 |
| Tj = dual mode temperature under moderate climatic conditions (Pdh)                             | kW | 6.05                 |
| Tj = dual mode temperature in warmer climates (Pdh)   | kW | 6.05                 |
| Tj = operating temperature limit in colder climates (Pdh)                                       | kW | 6.05                 |
| Tj = operating temperature limit under moderate climatic conditions (Pdh)                       | kW | 6.05                 |
| Tj = operating temperature limit in warmer climates (Pdh)                                       | kW | 6.05                 |
| Dual mode temperature in colder climates (Tbiv)   | °C | -22                  |
| Dual mode temperature in moderate climates (Tbiv)   | °C | -10                  |
| Dual mode temperature in warmer climates (Tbiv)   | °C | 2                    |
| Seasonal room heating efficiency in colder climates for average temperature applications (ηs)   | %  | 165.5                |
| Seasonal room heating efficiency in moderate climates for average temperature applications (ηs) | %  | 159                  |
| Seasonal room heating efficiency in warmer climates for average temperature applications (ηs)   | %  | 157.5                |
| Tj = -7 °C COP, partial load range in colder climates (COPd)                                    |    | 4.15                 |
| Tj = -7 °C COP, partial load range under moderate climatic conditions (COPd)                    |    | 3.55                 |
| Tj = 2 °C COP, partial load range in colder climates (COPd)                                     |    | 4.68                 |
| Tj = 2 °C COP, partial load range under moderate climatic conditions (COPd)                     |    | 4.27                 |
| Tj = 2 °C COP, partial load range in warmer climates (COPd)                                     |    | 3.34                 |
| Tj = 7 °C COP, partial load range in colder climates (COPd)                                     |    | 4.8                  |
| Tj = 7 °C COP, partial load range under moderate climatic conditions (COPd)                     |    | 4.76                 |
| Tj = 7 °C COP, partial load range in warmer climates (COPd)                                     |    | 3.97                 |
| Tj = 12 °C COP, partial load range in colder climates (COPd)                                    |    | 4.73                 |
| Tj = 12 °C COP, partial load range under moderate climatic conditions (COPd)                    |    | 4.61                 |
| Tj = 12 °C COP, partial load range in warmer climates (COPd)                                    |    | 4.81                 |
| Tj = dual mode temperature in colder climates (COPd)  |    | 3.34                 |
| Tj = dual mode temperature under moderate climatic conditions (COPd)                            |    | 3.34                 |
| Tj = dual mode temperature in warmer climates (COPd)  |    | 3.34                 |

|   |   |          |
|---|---|----------|
| T <sub>j</sub> = operating temperature limit in colder climates (COP <sub>d</sub> )                 |   | 3.34     |
| T <sub>j</sub> = operating temperature limit under moderate climatic conditions (COP <sub>d</sub> ) |   | 3.34     |
| T <sub>j</sub> = operating temperature limit in warmer climates (COP <sub>d</sub> )                 |   | 3.34     |
| Operating temperature limit in moderate climates (TOL)  | °C  | -10.000  |
| Heating water operating temperature limit (WTOL)  | °C  | 75       |
| Power consumption, OFF state (P <sub>off</sub> )  | W   | 16.000   |
| Power consumption, thermostat OFF state (PTO)   | W   | 16       |
| Standby power consumption (PSB)   | W   | 16.000   |
| Power consumption, operating state, with crankcase heating (PCK)                                    | W   | 0.000    |
| Booster heater heating output in colder climates (P <sub>sup</sub> )                                | kW  | 0        |
| Booster heater heating output (P <sub>SUB</sub> )   | kW  | 0        |
| Booster heater heating output in warmer climates (P <sub>sup</sub> )                                | kW  | 0        |
| Type of energy supply, booster heater   |   | electric |
| Power control   |   | variable |
| Sound power level internal  | dB(A)   | 43       |
| Annual energy consumption in colder climates for average temperature applications (QHE)             | kWh/a   | 3439     |
| Annual energy consumption in moderate climates for average temperature applications (QHE)           | kWh/a   | 2988     |
| Annual energy consumption in warmer climates for average temperature applications (QHE)             | kWh/a   | 1954     |
| Flow rate, heat source side   | m <sup>3</sup> /h   | 0.6      |
| Load profile  |   | XL       |
| Daily power consumption in colder climates (QELEC)  | kWh   | 7.08     |
| Daily power consumption (Qelec)   | kWh   | 7.08     |
| Daily power consumption in warmer climates (QELEC)  | kWh   | 7.08     |
| Annual power consumption in colder climates (AEC)   | kWh/a   | 1556     |
| Annual power consumption in moderate climates (AEC)   | kWh/a   | 1556     |
| Annual power consumption in warmer climates (AEC)   | kWh/a   | 1556     |
| Energy efficiency for DHW heating (Γ <sub>wh</sub> ) under moderate climatic conditions             | %   | 108      |
| Special measures  | For all special measures to be taken during assembly, installation or maintenance of the room heater, see the installation instructions |          |