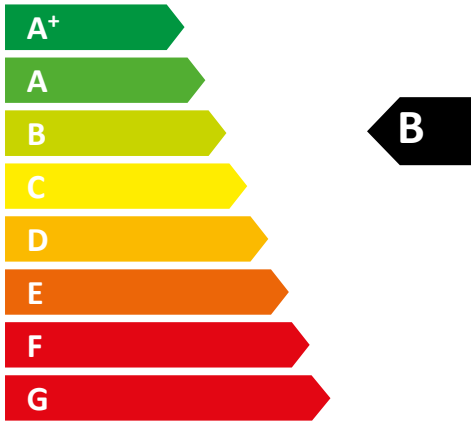




ENERGY

STIEBEL ELTRON

VRC-W 600 E
Premium manual



54
dB

600 m³/h

ENERGIA · ЕНЕРГИЯ · ΕΝΕΡΓΕΙΑ · ENERGIJA · ENERGY · ENERGIE · ENERGI

2016

1254/2014

Product datasheet: Mechanical ventilation units to regulation (EU) no. 1254/2014 | 1253/2014

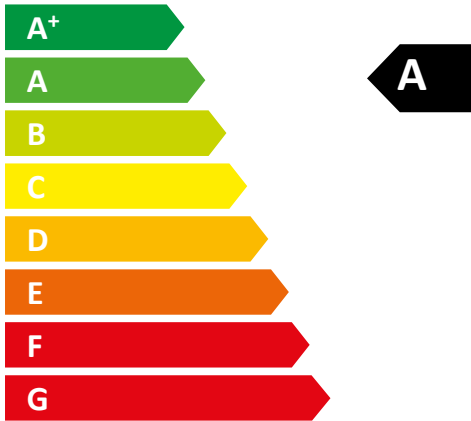
		VRC-W 600 E Premium
		204715
Manufacturer		STIEBEL ELTRON
Specific energy consumption in colder climates, manual control	kWh/(m ² p.a.)	-67.77
Specific energy consumption in average climates, manual control	kWh/(m ² p.a.)	-33.95
Specific energy consumption in warmer climates, manual control	kWh/(m ² p.a.)	-11.95
Energy efficiency class in colder climates, manual control		A+
Energy efficiency class in average climates, manual control		B
Energy efficiency class in warmer climates, manual control		E
Ventilation unit type		WLA, Two directions
Drive type		Variable speed
Heat recovery method		Recovery
Rate of temperature change for heat recovery	%	74.8
Max. air flow rate	m ³ /h	600
Max. power consumption	W	221.9
Sound power level Lwa	dB(A)	54
Reference air flow rate	m ³ /s	0.117
Reference pressure differential	Pa	50
Specific input	W/(m ³ /h)	0.21
Control factor, manual control		1
Declared maximum internal leakage rates	%	0,83
Declared maximum external leakage rates	%	0.59
Annual power consumption in colder climates with manual control	kWh/a	845
Annual power consumption in average climates with manual control	kWh/a	308
Annual power consumption in warmer climates with manual control	kWh/a	263
Annual heating savings in colder climates with manual control	kWh/a	8016
Annual heating savings in average climates with manual control	kWh/a	4572
Annual heating savings in warmer climates with manual control	kWh/a	1853



ENERGY

STIEBEL ELTRON

VRC-W 600 E
Premium clock



54
dB

600 m³/h

ENERGIA · ЕНЕРГИЯ · ΕΝΕΡΓΕΙΑ · ENERGIJA · ENERGY · ENERGIE · ENERGI

2016

1254/2014

Product datasheet: Mechanical ventilation units to regulation (EU) no. 1254/2014 | 1253/2014

		VRC-W 600 E Premium
		204715
Manufacturer		STIEBEL ELTRON
Specific energy consumption in colder climates, time control	kWh/(m ² p.a.)	-69.19
Specific energy consumption in average climates, time control	kWh/(m ² p.a.)	-34.99
Specific energy consumption in warmer climates, time control	kWh/(m ² p.a.)	-12.78
Energy efficiency class in colder climates, time control		A+
Energy efficiency class in average climates, time control		A
Energy efficiency class in warmer climates, time control		E
Ventilation unit type		WLA, Two directions
Drive type		Variable speed
Heat recovery method		Recovery
Rate of temperature change for heat recovery	%	74.8
Max. air flow rate	m ³ /h	600
Max. power consumption	W	221.9
Sound power level Lwa	dB(A)	54
Reference air flow rate	m ³ /s	0.117
Reference pressure differential	Pa	50
Specific input	W/(m ³ /h)	0.21
Control factor, time control		0,95
Declared maximum internal leakage rates	%	0,83
Declared maximum external leakage rates	%	0.59
Annual power consumption in colder climates with time control	kWh/a	819
Annual power consumption in average climates with time control	kWh/a	282
Annual power consumption in warmer climates with time control	kWh/a	237
Annual heating savings in colder climates with time control	kWh/a	8095
Annual heating savings in average climates with time control	kWh/a	4138
Annual heating savings in warmer climates with time control	kWh/a	1871



ENERGY

STIEBEL ELTRON

VRC-W 600 E
Premium sensor



54
dB

600 m³/h

ENERGIA · ЕНЕРГИЯ · ΕΝΕΡΓΕΙΑ · ENERGIJA · ENERGY · ENERGIE · ENERGI

2016

1254/2014

Product datasheet: Mechanical ventilation units to regulation (EU) no. 1254/2014 | 1253/2014

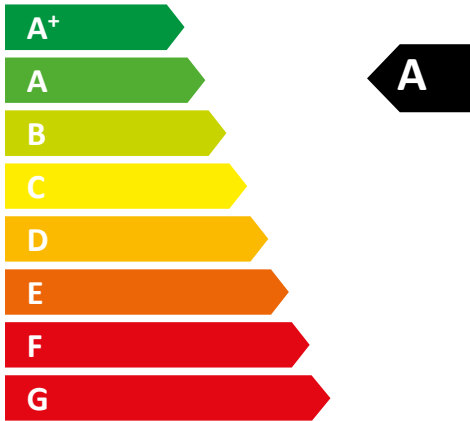
		VRC-W 600 E Premium
		204715
Manufacturer		STIEBEL ELTRON
Specific energy consumption in colder climates, central demand-dependent control	kWh/(m ² p.a.)	-71.95
Specific energy consumption in average climates, central demand-dependent control	kWh/(m ² p.a.)	-36.98
Specific energy consumption in warmer climates, central demand-dependent control	kWh/(m ² p.a.)	-14.32
Energy efficiency class in colder climates, central demand-dependent control		A+
Energy efficiency class in average climates, central demand-dependent control		A
Energy efficiency class in warmer climates, central demand-dependent control		E
Ventilation unit type		WLA, Two directions
Drive type		Variable speed
Heat recovery method		Recovery
Rate of temperature change for heat recovery	%	74.8
Max. air flow rate	m ³ /h	600
Max. power consumption	W	221.9
Sound power level Lwa	dB(A)	54
Reference air flow rate	m ³ /s	0.117
Reference pressure differential	Pa	50
Specific input	W/(m ³ /h)	0.21
Control factor, central demand-dependent control		0.85
Declared maximum internal leakage rates	%	0.83
Declared maximum external leakage rates	%	0.59
Annual power consumption in colder climates with central demand-dependent control	kWh/a	772
Annual power consumption in average climates with central demand-dependent control	kWh/a	235
Annual power consumption in warmer climates with central demand-dependent control	kWh/a	190
Annual heating savings in colder climates with central demand-dependent control	kWh/a	8252
Annual heating savings in average climates with central demand-dependent control	kWh/a	4218
Annual heating savings in warmer climates with central demand-dependent control	kWh/a	1907



ENERGY

STIEBEL ELTRON

VRC-W 600 E
Premium sensors



54
dB

600 m³/h

ENERGIA · ЕНЕРГИЯ · ΕΝΕΡΓΕΙΑ · ENERGIJA · ENERGY · ENERGIE · ENERGI

2016

1254/2014

Product datasheet: Mechanical ventilation units to regulation (EU) no. 1254/2014 | 1253/2014

		VRC-W 600 E Premium
		204715
Manufacturer		STIEBEL ELTRON
Specific energy consumption in colder climates, control subject to on-site requirements	kWh/(m ² p.a.)	-77.06
Specific energy consumption in average climates, control subject to on-site requirements	kWh/(m ² p.a.)	-40.56
Specific energy consumption in warmer climates, control subject to on-site requirements	kWh/(m ² p.a.)	-17.02
Energy efficiency class in colder climates, control subject to on-site requirements		A+
Energy efficiency class in average climates, control subject to on-site requirements		A
Energy efficiency class in warmer climates, control subject to on-site requirements		E
Ventilation unit type		WLA, Two directions
Drive type		Variable speed
Heat recovery method		Recovery
Rate of temperature change for heat recovery	%	74.8
Max. air flow rate	m ³ /h	600
Max. power consumption	W	221.9
Sound power level L _{wa}	dB(A)	54
Reference air flow rate	m ³ /s	0.117
Reference pressure differential	Pa	50
Specific input	W/(m ³ /h)	0.21
Control factor, control subject to on-site requirements		0.65
Declared maximum internal leakage rates	%	0.83
Declared maximum external leakage rates	%	0.59
Annual power consumption in colder climates with control subject to on-site requirements	kWh/a	693
Annual power consumption in average climates with control subject to on-site requirements	kWh/a	156
Annual power consumption in warmer climates with control subject to on-site requirements	kWh/a	111
Annual heating savings in colder climates with control subject to on-site requirements	kWh/a	8566
Annual heating savings in average climates with control subject to on-site requirements	kWh/a	4379
Annual heating savings in warmer climates with control subject to on-site requirements	kWh/a	1980