



ENERGY

STIEBEL ELTRON WPE-I 07 H 400 Plus



55 °C

35 °C



44 dB

■ 8	■ 8
■ 8	■ 7
■ 8	■ 9

kW kW

2019

811/2013

Product datasheet: Room heater to regulation (EU) no. 811/2013 / (S.I. 2019 No. 539 / Schedule 2)


		WPE-I 07 H 400 Plus
		205829
Manufacturer		STIEBEL ELTRON
Energy efficiency class for central heating in moderate climates for medium temperature applications		A++
Energy efficiency class for central heating in moderate climates for low temperature applications		A+++
Rated heating output in moderate climates for average temperature applications (Prated)	kW	8
Rated heating output in moderate climates for low temperature applications (Prated)	kW	7
Seasonal room heating efficiency in moderate climates for average temperature applications (η_s)	%	140
Seasonal room heating efficiency in moderate climates for low temperature applications (η_s)	%	191
Annual energy consumption in moderate climates for average temperature applications (QHE)	kWh/a	4812
Annual energy consumption in moderate climates for low temperature applications (QHE)	kWh/a	3318
Sound power level internal	dB(A)	44
Rated heating output in colder climates for average temperature applications (Prated)	kW	8
Rated heating output in colder climates for low temperature applications (Prated)	kW	8
Rated heating output in warmer climates for average temperature applications (Prated)	kW	8
Rated heating output in warmer climates for low temperature applications (Prated)	kW	9
Seasonal room heating efficiency in colder climates for average temperature applications (η_s)	%	142
Seasonal room heating efficiency in colder climates for low temperature applications (η_s)	%	196
Seasonal room heating efficiency in warmer climates for average temperature applications (η_s)	%	138
Seasonal room heating efficiency in warmer climates for low temperature applications (η_s)	%	193
Annual energy consumption in colder climates for average temperature applications (QHE)	kWh/a	5445
Annual energy consumption in colder climates for low temperature applications (QHE)	kWh/a	3989
Annual energy consumption in warmer climates for average temperature applications (QHE)	kWh/a	2948
Annual energy consumption in warmer climates for low temperature applications (QHE)	kWh/a	2293









ENERGY


STIEBEL ELTRON



WPE-I 07 H 400 Plus




+ 
 + 
 + 
 + 



Product datasheet: Composite system consisting of room heater and temperature controller to regulation (EU) no. 811/2013 / (S.I. 2019 No. 539 / Schedule 2)

		WPE-I 07 H 400 Plus
		205829
Manufacturer		STIEBEL ELTRON
Seasonal room heating efficiency in moderate climates for average temperature applications (η_s)	%	140
Temperature controller class		III
Contribution of temperature controller to room heating energy efficiency	%	1
Room heating energy efficiency of composite system under moderate climatic conditions	%	145
Room heating energy efficiency of composite system under colder climatic conditions	%	150
Room heating energy efficiency of composite system under warmer climatic conditions	%	147
Energy efficiency class for central heating in moderate climates for medium temperature applications		A++
Room heating energy efficiency class of composite system under moderate climatic conditions		A++

Required details about room heater and combi heater with heat pump to regulation (EU) no. 813/2013 & 811/2013

		WPE-I 07 H 400 Plus
		205829
Manufacturer		STIEBEL ELTRON
Heat source		Brine
Low temperature heat pump		-
With booster heater		x
Combi boiler with heat pump		x
Rated heating output in colder climates for average temperature applications (Prated)	kW	8
Rated heating output in moderate climates for average temperature applications (Prated)	kW	8
Rated heating output in warmer climates for average temperature applications (Prated)	kW	8
Tj = -7 °C heating output, partial load range in colder climates (Pdh)	kW	7.0
Tj = -7 °C heating output, partial load range under moderate climatic conditions (Pdh)	kW	6.9
Tj = 2 °C heating output, partial load range in colder climates (Pdh)	kW	7.1
Tj = 2 °C heating output, partial load range under moderate climatic conditions (Pdh)	kW	7.1
Tj = 2 °C heating output, partial load range in warmer climates (Pdh)	kW	6.9
Tj = 7 °C heating output, partial load range in colder climates (Pdh)	kW	7.2
Tj = 7 °C heating output, partial load range under moderate climatic conditions (Pdh)	kW	7.2
Tj = 7 °C heating output, partial load range in warmer climates (Pdh)	kW	7.0
Tj = 12 °C heating output, partial load range in colder climates (Pdh)	kW	7.3
Tj = 12 °C heating output, partial load range under moderate climatic conditions (Pdh)	kW	7.3
Tj = 12 °C heating output, partial load range in warmer climates (Pdh)	kW	7.2
Tj = dual mode temperature in colder climates (Pdh)	kW	7.0
Tj = dual mode temperature under moderate climatic conditions (Pdh)	kW	7.0
Tj = dual mode temperature in warmer climates (Pdh)	kW	6.9
Tj = operating temperature limit in colder climates (Pdh)	kW	6.9
Tj = operating temperature limit under moderate climatic conditions (Pdh)	kW	6.9
Tj = operating temperature limit in warmer climates (Pdh)	kW	6.9
Dual mode temperature in colder climates (Tbiv)	°C	-16
Dual mode temperature in moderate climates (Tbiv)	°C	-5
Dual mode temperature in warmer climates (Tbiv)	°C	4
Seasonal room heating efficiency in colder climates for average temperature applications (η_s)	%	142
Seasonal room heating efficiency in moderate climates for average temperature applications (η_s)	%	140
Seasonal room heating efficiency in warmer climates for average temperature applications (η_s)	%	138
Tj = -7 °C COP, partial load range in colder climates (COPd)		3.51
Tj = -7 °C COP, partial load range under moderate climatic conditions (COPd)		3.04
Tj = 2 °C COP, partial load range in colder climates (COPd)		3.96
Tj = 2 °C COP, partial load range under moderate climatic conditions (COPd)		3.73
Tj = 2 °C COP, partial load range in warmer climates (COPd)		2.82
Tj = 7 °C COP, partial load range in colder climates (COPd)		4.36
Tj = 7 °C COP, partial load range under moderate climatic conditions (COPd)		4.05
Tj = 7 °C COP, partial load range in warmer climates (COPd)		3.36
Tj = 12 °C COP, partial load range in colder climates (COPd)		4.69
Tj = 12 °C COP, partial load range under moderate climatic conditions (COPd)		4.52
Tj = 12 °C COP, partial load range in warmer climates (COPd)		4.18
Tj = dual mode temperature in colder climates (COPd)		3.22
Tj = dual mode temperature under moderate climatic conditions (COPd)		3.23
Tj = dual mode temperature in warmer climates (COPd)		3.09

Tj = operating temperature limit in colder climates (COPd)		2.82
Tj = operating temperature limit under moderate climatic conditions (COPd)		2.82
Tj = operating temperature limit in warmer climates (COPd)		2.82
Operating temperature limit in moderate climates (TOL)	°C	-22
Heating water operating temperature limit (WTOL)	°C	65
Power consumption, OFF state (Poff)	W	4.000
Power consumption, thermostat OFF state (PTO)	W	7
Standby power consumption (PSB)	W	7
Power consumption, operating state, with crankcase heating (PCK)	W	0
Booster heater heating output in colder climates (Psup)	kW	1.4
Booster heater heating output in moderate climate (Psup)	kW	1.7
Booster heater heating output in warmer climates (Psup)	kW	1.2
Type of energy supply, booster heater		electric
Sound power level internal	dB(A)	44
Annual energy consumption in colder climates for average temperature applications (QHE)	kWh/a	5445
Annual energy consumption in moderate climates for average temperature applications (QHE)	kWh/a	4812
Annual energy consumption in warmer climates for average temperature applications (QHE)	kWh/a	2948
Flow rate, heat source side	m ³ /h	1,26
Load profile		XL
Daily power consumption in colder climates (QELEC)	kWh	7.471
Daily power consumption (Qelec)	kWh	7.471
Daily power consumption in warmer climates (QELEC)	kWh	7.471
Energy efficiency for DHW heating (Γ_{wh}) under moderate climatic conditions	%	104