



ENERGY

STIEBEL ELTRON

WPL-A 07 HK 230
Premium



55 °C

35 °C



Icon of a house with sound waves emanating from it, representing sound power level.

Icon of a house with sound waves entering it, representing sound pressure level.

48 dB

Legend for energy consumption in kW:

- Dark blue square: 12
- Medium blue square: 8
- Light blue square: 4

kW

A map of Europe where different countries are shaded in three levels of blue, corresponding to the 12, 8, and 4 kW consumption levels.

2019

811/2013

Product datasheet: Room heater to regulation (EU) no. 811/2013 / (S.I. 2019 No. 539 / Schedule 2)

| | | WPL-A 07 HK 230 Premium |
|---|-------|---|
| | | 200123 |
| Manufacturer | | STIEBEL ELTRON |
| Energy efficiency class for central heating in moderate climates for medium temperature applications | | A+++ |
| Energy efficiency class for central heating in moderate climates for low temperature applications | | A+++ |
| Rated heating output in moderate climates for average temperature applications (Prated) | kW | 8 |
| Rated heating output in moderate climates for low temperature applications (Prated) | kW | 8 |
| Seasonal room heating efficiency in moderate climates for average temperature applications (η_s) | % | 153 |
| Seasonal room heating efficiency in moderate climates for low temperature applications (η_s) | % | 193 |
| Annual energy consumption in moderate climates for average temperature applications (QHE) | kWh/a | 4219 |
| Annual energy consumption in moderate climates for low temperature applications (QHE) | kWh/a | 3413 |
| Sound power level external | dB(A) | 48 |
| Special measures | | For all special measures to be taken during assembly, installation or maintenance of the room heater, see the installation instructions |
| Rated heating output in colder climates for average temperature applications (Prated) | kW | 12 |
| Rated heating output in colder climates for low temperature applications (Prated) | kW | 12 |
| Rated heating output in warmer climates for average temperature applications (Prated) | kW | 4 |
| Rated heating output in warmer climates for low temperature applications (Prated) | kW | 4 |
| Seasonal room heating efficiency in colder climates for average temperature applications (η_s) | % | 128 |
| Seasonal room heating efficiency in colder climates for low temperature applications (η_s) | % | 151 |
| Seasonal room heating efficiency in warmer climates for average temperature applications (η_s) | % | 163 |
| Seasonal room heating efficiency in warmer climates for low temperature applications (η_s) | % | 231 |
| Annual energy consumption in colder climates for average temperature applications (QHE) | kWh/a | 9005 |
| Annual energy consumption in colder climates for low temperature applications (QHE) | kWh/a | 7574 |
| Annual energy consumption in warmer climates for average temperature applications (QHE) | kWh/a | 1388 |
| Annual energy consumption in warmer climates for low temperature applications (QHE) | kWh/a | 984 |









ENERGY



STIEBEL ELTRON


WPL-A 07 HK 230 Premium









+ 
 + 
 + 
 + 





Product datasheet: Composite system consisting of room heater and temperature controller to regulation (EU) no. 811/2013 / (S.I. 2019 No. 539 / Schedule 2)

| | | WPL-A 07 HK 230 Premium |
|---|---|--------------------------------|
| | | 200123 |
| Manufacturer | | STIEBEL ELTRON |
| Seasonal room heating efficiency in moderate climates for average temperature applications (η_s) | % | 153 |
| Temperature controller class | | VI |
| Contribution of temperature controller to room heating energy efficiency | % | 4 |
| Room heating energy efficiency of composite system under moderate climatic conditions | % | 157 |
| Room heating energy efficiency of composite system under colder climatic conditions | % | 132 |
| Room heating energy efficiency of composite system under warmer climatic conditions | % | 167 |
| Value of differential between room heating energy efficiency under moderate climatic conditions and that under colder climatic conditions | % | 25 |
| Value of differential between room heating energy efficiency under warmer climatic conditions and that under moderate climatic conditions | % | 10 |
| Energy efficiency class for central heating in moderate climates for medium temperature applications | | A+++ |
| Room heating energy efficiency class of composite system under moderate climatic conditions | | A+++ |

Required details about room heater and combi heater with heat pump to regulation (EU) no. 813/2013 & 811/2013

| | | WPL-A 07 HK 230 Premium |
|---|----|-------------------------|
| | | 200123 |
| Manufacturer | | STIEBEL ELTRON |
| Heat source | | Outside air |
| Low temperature heat pump | | - |
| With booster heater | | x |
| Combi boiler with heat pump | | - |
| Rated heating output in colder climates for average temperature applications (Prated) | kW | 12 |
| Rated heating output in moderate climates for average temperature applications (Prated) | kW | 8 |
| Rated heating output in warmer climates for average temperature applications (Prated) | kW | 4 |
| Tj = -7 °C heating output, partial load range in colder climates (Pdh) | kW | 7.2 |
| Tj = -7 °C heating output, partial load range under moderate climatic conditions (Pdh) | kW | 7.0 |
| Tj = 2 °C heating output, partial load range in colder climates (Pdh) | kW | 4.4 |
| Tj = 2 °C heating output, partial load range under moderate climatic conditions (Pdh) | kW | 4.3 |
| Tj = 2 °C heating output, partial load range in warmer climates (Pdh) | kW | 4.3 |
| Tj = 7 °C heating output, partial load range in colder climates (Pdh) | kW | 3.1 |
| Tj = 7 °C heating output, partial load range under moderate climatic conditions (Pdh) | kW | 3.0 |
| Tj = 7 °C heating output, partial load range in warmer climates (Pdh) | kW | 2.8 |
| Tj = 12 °C heating output, partial load range in colder climates (Pdh) | kW | 3.7 |
| Tj = 12 °C heating output, partial load range under moderate climatic conditions (Pdh) | kW | 3.6 |
| Tj = 12 °C heating output, partial load range in warmer climates (Pdh) | kW | 3.5 |
| Tj = dual mode temperature in colder climates (Pdh) | kW | 7.2 |
| Tj = dual mode temperature under moderate climatic conditions (Pdh) | kW | 7.0 |
| Tj = dual mode temperature in warmer climates (Pdh) | kW | 4.3 |
| Tj = operating temperature limit in colder climates (Pdh) | kW | 5.0 |
| Tj = operating temperature limit under moderate climatic conditions (Pdh) | kW | 6.5 |
| Tj = operating temperature limit in warmer climates (Pdh) | kW | 4.3 |
| For air/water heat pumps: Tj = -15 °C (if TOL < -20 °C) (Pdh) | kW | 6.3 |
| Dual mode temperature in colder climates (Tbiv) | °C | -7 |
| Dual mode temperature in moderate climates (Tbiv) | °C | -7 |
| Dual mode temperature in warmer climates (Tbiv) | °C | 2 |
| Seasonal room heating efficiency in colder climates for average temperature applications (ηs) | % | 128 |
| Seasonal room heating efficiency in moderate climates for average temperature applications (ηs) | % | 153 |
| Seasonal room heating efficiency in warmer climates for average temperature applications (ηs) | % | 163 |
| Tj = -7 °C COP, partial load range in colder climates (COPd) | | 2.70 |
| Tj = -7 °C COP, partial load range under moderate climatic conditions (COPd) | | 2.43 |
| Tj = 2 °C COP, partial load range in colder climates (COPd) | | 4.31 |
| Tj = 2 °C COP, partial load range under moderate climatic conditions (COPd) | | 3.79 |
| Tj = 2 °C COP, partial load range in warmer climates (COPd) | | 2.93 |
| Tj = 7 °C COP, partial load range in colder climates (COPd) | | 5.99 |
| Tj = 7 °C COP, partial load range under moderate climatic conditions (COPd) | | 5.22 |
| Tj = 7 °C COP, partial load range in warmer climates (COPd) | | 3.90 |
| Tj = 12 °C COP, partial load range in colder climates (COPd) | | 6.88 |
| Tj = 12 °C COP, partial load range under moderate climatic conditions (COPd) | | 6.33 |
| Tj = 12 °C COP, partial load range in warmer climates (COPd) | | 5.53 |
| Tj = dual mode temperature in colder climates (COPd) | | 2.70 |
| Tj = dual mode temperature under moderate climatic conditions (COPd) | | 2.43 |

| | | |
|---|-------------------|----------|
| Tj = dual mode temperature in warmer climates (COPd) | | 2.93 |
| Tj = operating temperature limit in colder climates (COPd) | | 1.78 |
| Tj = operating temperature limit under moderate climatic conditions (COPd) | | 2.14 |
| Tj = operating temperature limit in warmer climates (COPd) | | 2.93 |
| For air/water heat pumps: Tj = -15 °C (if TOL < -20 °C) (COPd) | | 2.22 |
| Operating temperature limit in colder climates (TOL) | °C | -22 |
| Operating temperature limit in moderate climates (TOL) | °C | -10 |
| Operating temperature limit in warmer climates (TOL) | °C | 2 |
| Heating water operating temperature limit in colder climates (WTOL) | °C | 75 |
| Heating water operating temperature limit (WTOL) | °C | 75 |
| Heating water operating temperature limit in warmer climates (WTOL) | °C | 75 |
| Power consumption, OFF state (Poff) | W | 12 |
| Power consumption, thermostat OFF state (PTO) | W | 10 |
| Standby power consumption (PSB) | W | 12 |
| Power consumption, operating state, with crankcase heating (PCK) | W | 10 |
| Booster heater heating output in colder climates (Psup) | kW | 6.9 |
| Booster heater heating output (PSUB) | kW | 1.4 |
| Booster heater heating output in warmer climates (Psup) | kW | 0.0 |
| Type of energy supply, booster heater | | electric |
| Power control | | variable |
| Sound power level external | dB(A) | 48 |
| Annual energy consumption in colder climates for average temperature applications (QHE) | kWh/a | 9005 |
| Annual energy consumption in moderate climates for average temperature applications (QHE) | kWh/a | 4219 |
| Annual energy consumption in warmer climates for average temperature applications (QHE) | kWh/a | 1388 |
| Flow rate, heat source side | m ³ /h | 2250 |

Special measures

For all special measures to be taken during assembly, installation or maintenance of the room heater, see the installation instructions



ENERGY

STIEBEL ELTRON

HSBC 225 S 1



65 W

225 L

Product datasheet: Hot water storage tanks to regulation (EU) no. 812/2013 / (S.I. 2019 No. 539 / Schedule 2)

| | | |
|-------------------------|---|---------------------|
| | | HSBC 225 S 1 |
| | | 206045 |
| Manufacturer | | STIEBEL ELTRON |
| Energy efficiency class | | A |
| standing loss S | W | 65 |
| storage volume V | I | 225 |