



ENERGY

STIEBEL ELTRON

WPE-I 12.1 Plus HW
400



A+++



40 dB



- 10 kW
- 10 kW
- 10 kW

2019

811/2013

Product datasheet: Combi heater to regulation (EU) no. 811/2013 / (S.I. 2019 No. 539 / Schedule 2)


		WPE-I 12.1 Plus HW 400
		207181
Manufacturer		STIEBEL ELTRON
Load profile		XL
Energy efficiency class for central heating in moderate climates for medium temperature applications		A+++
Energy efficiency category for DHW heating under moderate climatic conditions		A+++
Rated heating output in moderate climates for average temperature applications (Prated)	kW	10
Rated heating output in moderate climates for low temperature applications (Prated)	kW	11
Annual energy consumption in moderate climates for average temperature applications (QHE)	kWh/a	5046
Annual energy consumption in moderate climates for low temperature applications (QHE)	kWh/a	4337
Seasonal room heating efficiency in moderate climates for average temperature applications (η_s)	%	160
Seasonal room heating efficiency in moderate climates for low temperature applications (η_s)	%	208
Energy efficiency for DHW heating (η_{wh}) under moderate climatic conditions	%	123
Sound power level internal	dB(A)	40
Rated heating output in colder climates for average temperature applications (Prated)	kW	10
Rated heating output in colder climates for low temperature applications (Prated)	kW	11
Rated heating output in warmer climates for average temperature applications (Prated)	kW	10
Rated heating output in warmer climates for low temperature applications (Prated)	kW	11
Annual energy consumption in colder climates for average temperature applications (QHE)	kWh/a	5896
Annual energy consumption in colder climates for low temperature applications (QHE)	kWh/a	5007
Annual energy consumption in warmer climates for average temperature applications (QHE)	kWh/a	3269
Annual energy consumption in warmer climates for low temperature applications (QHE)	kWh/a	2811
Seasonal room heating efficiency in colder climates for average temperature applications (η_s)	%	163
Seasonal room heating efficiency in colder climates for low temperature applications (η_s)	%	215
Seasonal room heating efficiency in warmer climates for average temperature applications (η_s)	%	159
Seasonal room heating efficiency in warmer climates for low temperature applications (η_s)	%	208



ENERGY

STIEBEL ELTRON


WPE-I 12.1 Plus HW 400



A+++



A+++



A+++

A++

A+

A

B

C


D

E

F

G

+



+



+



+



A+++

A++

A+

A

B

C

D

E

F

G

A+++

Product datasheet: Composite system consisting of room heater and temperature controller to regulation (EU) no. 811/2013 / (S.I. 2019 No. 539 / Schedule 2)

		WPE-I 12.1 Plus HW 400
		207181
Manufacturer		STIEBEL ELTRON
Seasonal room heating efficiency in moderate climates for average temperature applications (η_s)	%	160
Temperature controller class		II
Contribution of temperature controller to room heating energy efficiency	%	2
Energy efficiency class for central heating in moderate climates for medium temperature applications		A+++
Energy efficiency category for DHW heating under moderate climatic conditions		A+++
Load profile		XL

Required details about room heater and combi heater with heat pump to regulation (EU) no. 813/2013 & 811/2013

		WPE-I 12.1 Plus HW 400
		207181
Manufacturer		STIEBEL ELTRON
Rated heating output in colder climates for average temperature applications (Prated)	kW	10
Rated heating output in moderate climates for average temperature applications (Prated)	kW	10
Rated heating output in warmer climates for average temperature applications (Prated)	kW	10
Tj = -7 °C heating output, partial load range in colder climates (Pdh)	kW	6.2
Tj = -7 °C heating output, partial load range under moderate climatic conditions (Pdh)	kW	9.0
Tj = 2 °C heating output, partial load range in colder climates (Pdh)	kW	3.8
Tj = 2 °C heating output, partial load range under moderate climatic conditions (Pdh)	kW	5.5
Tj = 2 °C heating output, partial load range in warmer climates (Pdh)	kW	10.2
Tj = 7 °C heating output, partial load range in colder climates (Pdh)	kW	2.7
Tj = 7 °C heating output, partial load range under moderate climatic conditions (Pdh)	kW	3.5
Tj = 7 °C heating output, partial load range in warmer climates (Pdh)	kW	6.6
Tj = 12 °C heating output, partial load range in colder climates (Pdh)	kW	2.7
Tj = 12 °C heating output, partial load range under moderate climatic conditions (Pdh)	kW	2.7
Tj = 12 °C heating output, partial load range in warmer climates (Pdh)	kW	2.9
Tj = operating temperature limit in colder climates (Pdh)	kW	10.2
Tj = operating temperature limit under moderate climatic conditions (Pdh)	kW	10.2
Tj = operating temperature limit in warmer climates (Pdh)	kW	10.2
Seasonal room heating efficiency in colder climates for average temperature applications (ηs)	%	163
Seasonal room heating efficiency in moderate climates for average temperature applications (ηs)	%	160
Seasonal room heating efficiency in warmer climates for average temperature applications (ηs)	%	159
Tj = -7 °C COP, partial load range in colder climates (COPd)		4.00
Tj = -7 °C COP, partial load range under moderate climatic conditions (COPd)		3.36
Tj = 2 °C COP, partial load range in colder climates (COPd)		4.70
Tj = 2 °C COP, partial load range under moderate climatic conditions (COPd)		4.30
Tj = 2 °C COP, partial load range in warmer climates (COPd)		2.93
Tj = 7 °C COP, partial load range in colder climates (COPd)		4.85
Tj = 7 °C COP, partial load range under moderate climatic conditions (COPd)		4.71
Tj = 7 °C COP, partial load range in warmer climates (COPd)		3.82
Tj = 12 °C COP, partial load range in colder climates (COPd)		4.86
Tj = 12 °C COP, partial load range under moderate climatic conditions (COPd)		4.77
Tj = 12 °C COP, partial load range in warmer climates (COPd)		4.99
Tj = operating temperature limit in colder climates (COPd)		2.93
Tj = operating temperature limit under moderate climatic conditions (COPd)		2.93
Tj = operating temperature limit in warmer climates (COPd)		2.93
Heating water operating temperature limit (WTOL)	°C	70
Power consumption, OFF state (Poff)	W	17
Power consumption, thermostat OFF state (PTO)	W	19
Standby power consumption (PSB)	W	17
Type of energy supply, booster heater		electric
Sound power level internal	dB(A)	40
Annual energy consumption in colder climates for average temperature applications (QHE)	kWh/a	5896

Annual energy consumption in moderate climates for average temperature applications (QHE)	kWh/a	5046
Annual energy consumption in warmer climates for average temperature applications (QHE)	kWh/a	3269
Flow rate, heat source side	m ³ /h	2
Load profile		XL
Daily power consumption (Q _{elec})	kWh	6.224
Energy efficiency for DHW heating (η_{wh}) under moderate climatic conditions	%	123