




# ENERGY

**STIEBEL ELTRON**

WPE-I 07.1 Plus HW  
230



37 dB



- 6 kW
- 6 kW
- 6 kW

2019

811/2013

**Product datasheet: Combi heater to regulation (EU) no. 811/2013 / (S.I. 2019 No. 539 / Schedule 2)**





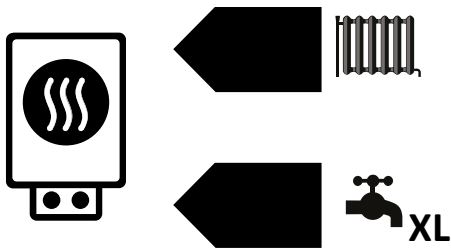
		<b>WPE-I 07.1 Plus HW 230</b>
		207185
Manufacturer		STIEBEL ELTRON
Load profile		XL
Rated heating output in moderate climates for average temperature applications (Prated)	kW	6
Rated heating output in moderate climates for low temperature applications (Prated)	kW	7
Annual energy consumption in moderate climates for average temperature applications (QHE)	kWh/a	3271
Annual energy consumption in moderate climates for low temperature applications (QHE)	kWh/a	2785
Seasonal room heating efficiency in moderate climates for average temperature applications ( $\eta_s$ )	%	154
Seasonal room heating efficiency in moderate climates for low temperature applications ( $\eta_s$ )	%	200
Energy efficiency for DHW heating ( $\eta_{wh}$ ) under moderate climatic conditions	%	128
Sound power level internal	dB(A)	37
Rated heating output in colder climates for average temperature applications (Prated)	kW	6
Rated heating output in colder climates for low temperature applications (Prated)	kW	7
Rated heating output in warmer climates for average temperature applications (Prated)	kW	6
Rated heating output in warmer climates for low temperature applications (Prated)	kW	7
Annual energy consumption in colder climates for average temperature applications (QHE)	kWh/a	3828
Annual energy consumption in colder climates for low temperature applications (QHE)	kWh/a	3168
Annual energy consumption in warmer climates for average temperature applications (QHE)	kWh/a	2083
Annual energy consumption in warmer climates for low temperature applications (QHE)	kWh/a	1777
Seasonal room heating efficiency in colder climates for average temperature applications ( $\eta_s$ )	%	157
Seasonal room heating efficiency in colder climates for low temperature applications ( $\eta_s$ )	%	210
Seasonal room heating efficiency in warmer climates for average temperature applications ( $\eta_s$ )	%	157
Seasonal room heating efficiency in warmer climates for low temperature applications ( $\eta_s$ )	%	203



# ENERGY

**STIEBEL ELTRON**

WPE-I 07.1 Plus HW 230



**Product datasheet: Composite system consisting of room heater and temperature controller to regulation (EU) no. 811/2013 / (S.I. 2019 No. 539 / Schedule 2)**

		<b>WPE-I 07.1 Plus HW 230</b>
		207185
Manufacturer		STIEBEL ELTRON
Seasonal room heating efficiency in moderate climates for average temperature applications ( $\eta_s$ )	%	154
Temperature controller class		II
Contribution of temperature controller to room heating energy efficiency	%	2
Load profile		XL

Required details about room heater and combi heater with heat pump to regulation (EU) no. 813/2013 & 811/2013

		WPE-I 07.1 Plus HW 230
		207185
Manufacturer		STIEBEL ELTRON
Rated heating output in colder climates for average temperature applications (Prated)	kW	6
Rated heating output in moderate climates for average temperature applications (Prated)	kW	6
Rated heating output in warmer climates for average temperature applications (Prated)	kW	6
Tj = -7 °C heating output, partial load range in colder climates (Pdh)	kW	3.9
Tj = -7 °C heating output, partial load range under moderate climatic conditions (Pdh)	kW	5.7
Tj = 2 °C heating output, partial load range in colder climates (Pdh)	kW	2.4
Tj = 2 °C heating output, partial load range under moderate climatic conditions (Pdh)	kW	3.5
Tj = 2 °C heating output, partial load range in warmer climates (Pdh)	kW	6.4
Tj = 7 °C heating output, partial load range in colder climates (Pdh)	kW	2.0
Tj = 7 °C heating output, partial load range under moderate climatic conditions (Pdh)	kW	2.2
Tj = 7 °C heating output, partial load range in warmer climates (Pdh)	kW	4.1
Tj = 12 °C heating output, partial load range in colder climates (Pdh)	kW	2.0
Tj = 12 °C heating output, partial load range under moderate climatic conditions (Pdh)	kW	2.0
Tj = 12 °C heating output, partial load range in warmer climates (Pdh)	kW	1.8
Tj = operating temperature limit in colder climates (Pdh)	kW	6.4
Tj = operating temperature limit under moderate climatic conditions (Pdh)	kW	6.4
Tj = operating temperature limit in warmer climates (Pdh)	kW	6.4
Seasonal room heating efficiency in colder climates for average temperature applications (ηs)	%	157
Seasonal room heating efficiency in moderate climates for average temperature applications (ηs)	%	154
Seasonal room heating efficiency in warmer climates for average temperature applications (ηs)	%	157
Tj = -7 °C COP, partial load range in colder climates (COPd)		3.82
Tj = -7 °C COP, partial load range under moderate climatic conditions (COPd)		3.10
Tj = 2 °C COP, partial load range in colder climates (COPd)		4.36
Tj = 2 °C COP, partial load range under moderate climatic conditions (COPd)		4.09
Tj = 2 °C COP, partial load range in warmer climates (COPd)		2.82
Tj = 7 °C COP, partial load range in colder climates (COPd)		5.63
Tj = 7 °C COP, partial load range under moderate climatic conditions (COPd)		4.73
Tj = 7 °C COP, partial load range in warmer climates (COPd)		3.65
Tj = 12 °C COP, partial load range in colder climates (COPd)		5.69
Tj = 12 °C COP, partial load range under moderate climatic conditions (COPd)		5.61
Tj = 12 °C COP, partial load range in warmer climates (COPd)		5.21
Tj = operating temperature limit in colder climates (COPd)		2.82
Tj = operating temperature limit under moderate climatic conditions (COPd)		2.82
Tj = operating temperature limit in warmer climates (COPd)		2.82
Heating water operating temperature limit (WTOL)	°C	70
Power consumption, OFF state (Poff)	W	17
Power consumption, thermostat OFF state (PTO)	W	19
Standby power consumption (PSB)	W	17
Type of energy supply, booster heater		electric
Sound power level internal	dB(A)	37
Annual energy consumption in colder climates for average temperature applications (QHE)	kWh/a	3828

Annual energy consumption in moderate climates for average temperature applications (QHE)	kWh/a	3271
Annual energy consumption in warmer climates for average temperature applications (QHE)	kWh/a	2083
Load profile		XL
Daily power consumption (Qelec)	kWh	5.954
Energy efficiency for DHW heating ( $\eta_{wh}$ ) under moderate climatic conditions	%	128