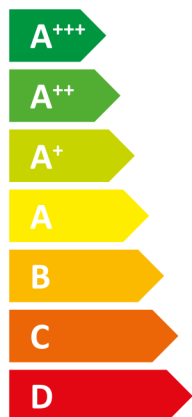




ENERGY

STIEBEL ELTRON

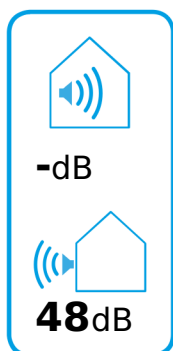
HPA-O 05.1 CS
Premium compact D
Set 1.2



A+++



-



- 8 kW
- 6 kW
- 3 kW

Product datasheet: Combination heater to Regulation (EU) No 811/2013 (S.I. 2019 No. 539 / Programme 2)

| | | HPA-O 05.1 CS Premium compact D Set 1.2 |
|--|-------|---|
| | | 207676 |
| Manufacturer | | STIEBEL ELTRON |
| Load profile | | - |
| Space heating energy efficiency class under average climate conditions, medium-temperature applications (A+++ -> D) | | A+++ |
| Energy efficiency class, space heating under average climate conditions, low-temperature applications (A+++ -> D) | | A+++ |
| Energy efficiency class, DHW heating under average climate conditions (A+++ -> D) | | - |
| Rated heating output under average climate conditions for medium-temperature applications (P rated) | kW | 6 |
| Rated heating output under average climate conditions for low-temperature applications (P rated) | kW | 5 |
| Annual energy consumption under average climate conditions for medium-temperature applications (QHE) | kWh/a | 3021 |
| Annual energy consumption under average climate conditions for low-temperature applications (QHE) | kWh/a | 2415 |
| Annual power consumption under average climate conditions (AEC) | | - |
| Seasonal space heating energy efficiency under average climate conditions for medium-temperature applications (η_s) | % | 151 |
| Seasonal space heating energy efficiency under average climate conditions for low-temperature applications (η_s) | % | 185 |
| Energy efficiency, DHW heating (η_{wh}), under average climate conditions | | - |
| Sound power level, indoor | | - |
| Option for operation only at off-peak times | | - |
| Special measures | | Alle beim Zusammenbau, der Installation oder Wartung des Raumheizgerätes zu treffenden besonderen Vorkehrungen: Siehe Installations- und Montageanweisung |
| Rated heating output under colder climate conditions for medium-temperature applications (P rated) | kW | 8 |
| Rated heating output under colder climate conditions for low-temperature applications (P rated) | kW | 8 |
| Rated heating output under warmer climate conditions for medium-temperature applications (P rated) | kW | 3 |
| Rated heating output under warmer climate conditions for low-temperature applications (P rated) | kW | 3 |
| Annual energy consumption under colder climate conditions for medium-temperature applications (QHE) | kWh/a | 5927 |
| Annual energy consumption under colder climate conditions for low-temperature applications (QHE) | kWh/a | 5239 |
| Annual energy consumption under warmer climate conditions for medium-temperature applications (QHE) | kWh/a | 1085 |
| Annual energy consumption under warmer climate conditions for low-temperature applications (QHE) | kWh/a | 768 |
| Annual power consumption under colder climate conditions (AEC) | | - |
| Annual power consumption under warmer climate conditions (AEC) | | - |
| Seasonal space heating energy efficiency under colder climate conditions for medium-temperature applications (η_s) | % | 126.2 |
| Seasonal space heating energy efficiency under colder climate conditions for low-temperature applications (η_s) | % | 150.7 |
| Seasonal space heating energy efficiency under warmer climate conditions for medium-temperature applications (η_s) | % | 143.3 |
| Seasonal space heating energy efficiency under warmer climate conditions for low-temperature applications (η_s) | % | 207.6 |
| Seasonal space heating energy efficiency under warmer climate conditions for low-temperature applications (η_s) | % | 207.6 |
| Energy efficiency, DHW heating (η_{wh}), warmer climates | | - |
| Sound power level, outdoor | dB(A) | 48 |



ENERGY

HPA-O 05.1 CS Premium compact D Set 1.2

STIEBEL ELTRON



A⁺⁺⁺



-



A⁺⁺⁺

A⁺⁺

A⁺

A

B

C

D


E

F

G

A⁺⁺⁺

+



+



+



+



A⁺⁺⁺

A⁺⁺

A⁺

A

B

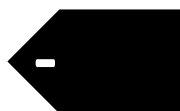
C

D

E

F

G



Product datasheet: Combination heater to Regulation (EU) No 811/2013 (S.I. 2019 No. 539 / Programme 2)

| | | HPA-O 05.1 CS Premium compact D Set 1.2 |
|---|---|--|
| | | 207676 |
| Manufacturer | | STIEBEL ELTRON |
| Seasonal space heating energy efficiency under average climate conditions for medium-temperature applications (η_s) | % | 151 |
| Temperature control class | | VI |
| Contribution of temperature control to space heating energy efficiency | % | 4 |
| Space heating energy efficiency of package under average climate conditions | % | 155 |
| Space heating energy efficiency of package under colder climate conditions | % | 130 |
| Space heating energy efficiency of package under warmer climate conditions | % | 147 |
| Value of differential between space heating energy efficiency under average climate conditions and that under colder climate conditions | % | 25 |
| Value of differential between space heating energy efficiency under warmer climate conditions and that under average climate conditions | % | 8 |
| Space heating energy efficiency class under average climate conditions, medium-temperature applications (A+++ -> D) | | A+++ |
| Space heating energy efficiency class of package under average climate conditions (A+++ -> D) | | A+++ |
| Energy efficiency class, DHW heating under average climate conditions (A+++ -> D) | | - |
| Load profile | | - |

Product datasheet: Combination heater to Regulation (EU) No 811/2013 (S.I. 2019 No. 539 / Programme 2)

| | | HPA-O 05.1 CS Premium compact D Set 1.2 |
|--|--------|---|
| | | 207676 |
| Manufacturer | | STIEBEL ELTRON |
| Heat source | | Luft |
| Low temperature heat pump | | - |
| With auxiliary heater | | - |
| Combination heater with heat pump | | - |
| Rated heating output under colder climate conditions for medium-temperature applications (P rated) | kW | 8 |
| Rated heating output under average climate conditions for medium-temperature applications (P rated) | kW | 6 |
| Rated heating output under warmer climate conditions for medium-temperature applications (P rated) | kW | 3 |
| Tj = -7 °C heating output, partial load range under colder climate conditions (Pdh) | kW | 4.7 |
| Tj = -7 °C heating output, partial load range under average climate conditions (Pdh) | kW | 5 |
| Tj = 2 °C heating output, partial load range under colder climate conditions (Pdh) | kW | 2.9 |
| Tj = 2 °C heating output, partial load range under average climate conditions (Pdh) | kW | 3 |
| Tj = 2 °C heating output, partial load range under warmer climate conditions (Pdh) | kW | 3 |
| Tj = 7 °C heating output, partial load range under colder climate conditions (Pdh) | kW | 3.1 |
| Tj = 7 °C heating output, partial load range under average climate conditions (Pdh) | kW | 3 |
| Tj = 7 °C heating output, partial load range under warmer climate conditions (Pdh) | kW | 2.7 |
| Tj = 12 °C heating output, partial load range under colder climate conditions (Pdh) | kW | 3.6 |
| Tj = 12 °C heating output, partial load range under average climate conditions (Pdh) | kW | 3.6 |
| Tj = 12 °C heating output, partial load range under warmer climate conditions (Pdh) | kW | 3.5 |
| Tj = dual mode temperature under colder climate conditions (Pdh) | kW | 4.7 |
| Tj = dual mode temperature under average climate conditions (Pdh) | kW | 5 |
| Tj = dual mode temperature under warmer climate conditions (Pdh) | kW | 3 |
| Tj = operating temperature limit under colder climate conditions (Pdh) | kW | 2.6 |
| Tj = operating temperature limit under average climate conditions (Pdh) | kW | 4.1 |
| Tj = operating temperature limit under warmer climate conditions (Pdh) | kW | 3 |
| For air source heat pumps: Tj = -15 °C (if TOL < -20 °C) (Pdh) | kW | 3.6 |
| Dual mode temperature under colder climate conditions (Tbiv) | Grad C | -7 |
| Dual mode temperature under average climate conditions (Tbiv) | Grad C | -7 |
| Dual mode temperature under warmer climate conditions (Tbiv) | Grad C | 2 |
| Seasonal space heating energy efficiency under colder climate conditions for medium-temperature applications (ηs) | % | 126.2 |
| Seasonal space heating energy efficiency under average climate conditions for medium-temperature applications (ηs) | % | 151 |
| Seasonal space heating energy efficiency under warmer climate conditions for medium-temperature applications (ηs) | % | 143.3 |
| Tj = -7 °C COP, partial load range under colder climate conditions (COPd) | | 2.9 |
| Tj = -7 °C COP, partial load range under average climate conditions (COPd) | | 2.6 |
| Tj = 2 °C COP, partial load range under colder climate conditions (COPd) | | 4.3 |
| Tj = 2 °C COP, partial load range under average climate conditions (COPd) | | 3.8 |
| Tj = 2 °C COP, partial load range under warmer climate conditions (COPd) | | 2.9 |
| Tj = 7 °C COP, partial load range under colder climate conditions (COPd) | | 5.4 |
| Tj = 7 °C COP, partial load range under average climate conditions (COPd) | | 4.8 |

| | | |
|--|--------|--|
| Tj = 7 °C COP, partial load range under warmer climate conditions (COPd) | | 3.6 |
| Tj = 12 °C COP, partial load range under colder climate conditions (COPd) | | 6.6 |
| Tj = 12 °C COP, partial load range under average climate conditions (COPd) | | 6.1 |
| Tj = 12 °C COP, partial load range under warmer climate conditions (COPd) | | 5.3 |
| Tj = dual mode temperature under colder climate conditions (COPd) | | 2.9 |
| Tj = dual mode temperature under average climate conditions (COPd) | | 2.6 |
| Tj = dual mode temperature under warmer climate conditions (COPd) | | 2.9 |
| Tj = operating temperature limit under colder climate conditions (COPd) | | 1.6 |
| Tj = operating temperature limit under average climate conditions (COPd) | | 2.2 |
| Tj = operating temperature limit under warmer climate conditions (COPd) | | 2.9 |
| For air source heat pumps: Tj = -15 °C (if TOL < -20 °C) (COPd) | | 2.2 |
| Operating temperature limit under colder climate conditions (TOL) | Grad C | -22 |
| Operating temperature limit under average climate conditions (TOL) | Grad C | -10 |
| Operating temperature limit under warmer climate conditions (TOL) | Grad C | 2 |
| Operating temperature limit of heating water under colder climate conditions (WTOL) | Grad C | 75 |
| Operating temperature limit of heating water under average climate conditions (WTOL) | Grad C | 75 |
| Operating temperature limit of heating water under warmer climate conditions (WTOL) | Grad C | 75 |
| Power consumption, off-mode (Poff) | Watt | 12 |
| Power consumption, thermostat off-mode (PTO) | Watt | 10 |
| Power consumption, standby state (PSB) | Watt | 12 |
| Power consumption, operating state, with crankcase heating (PCK) | Watt | 10 |
| Rated heating output of auxiliary heater under colder climate conditions (PSUP) | kW | 5.2 |
| Rated heating output of auxiliary heater under average climate conditions (PSUP) | kW | 1.5 |
| Rated heating output of auxiliary heater under warmer climate conditions (PSUP) | kW | 0 |
| Type of energy supply, auxiliary heater | | elektrisch |
| Output control | | veränderlich |
| Sound power level, outdoor | dB(A) | 48 |
| Sound power level, indoor | | - |
| Annual energy consumption under colder climate conditions for medium-temperature applications (QHE) | kWh/a | 5927 |
| Annual energy consumption under average climate conditions for medium-temperature applications (QHE) | kWh/a | 3021 |
| Annual energy consumption under warmer climate conditions for medium-temperature applications (QHE) | kWh/a | 1085 |
| Flow rate on heat source side | m3/h | 2250 |
| Load profile | | - |
| Daily power consumption under colder climate conditions (QELEC) | | - |
| Daily power consumption under average climate conditions (QELEC) | | - |
| Daily power consumption under warmer climate conditions (QELEC) | | - |
| Annual power consumption under colder climate conditions (AEC) | | - |
| Annual power consumption under average climate conditions (AEC) | | - |
| Annual power consumption under warmer climate conditions (AEC) | | - |
| Seasonal space heating energy efficiency under warmer climate conditions for low-temperature applications (η_s) | % | 207.6 |
| Energy efficiency, DHW heating (η_{wh}), under average climate conditions | | - |
| Energy efficiency, DHW heating (η_{wh}), warmer climates | | - |
| Special measures | | Alle beim Zusammenbau, der Installation oder Wartung des Raumheizgerätes zu treffenden besonderen Vorkehrungen: Siehe Installation- und Montageanweisung |