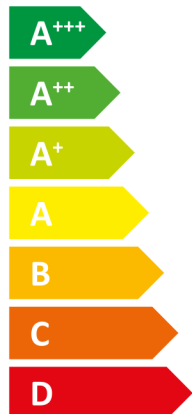




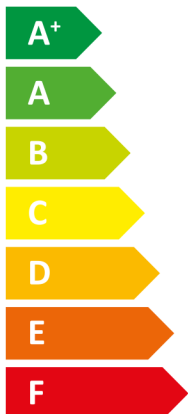
ENERGY

LWZ 304 SOL E

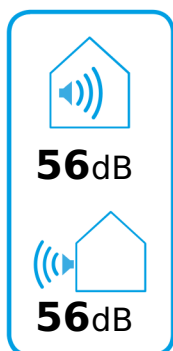
STIEBEL ELTRON



A⁺



A



■ 3 kW
■ **3 kW**
■ 3 kW

2019

811/2013

Product datasheet: Combination heater to Regulation (EU) No 811/2013 (S.I. 2019 No. 539 / Programme 2)

		LWZ 304 SOL E
		231458
Manufacturer		STIEBEL ELTRON
Load profile		XL
Space heating energy efficiency class under average climate conditions, medium-temperature applications (A+++ -> D)		A+
Energy efficiency class, space heating under average climate conditions, low-temperature applications (A+++ -> D)		A+
Energy efficiency class, DHW heating under average climate conditions (A+++ -> D)		A
Rated heating output under average climate conditions for medium-temperature applications (P rated)	kW	3
Rated heating output under average climate conditions for low-temperature applications (P rated)	kW	4
Annual energy consumption under average climate conditions for medium-temperature applications (QHE)	kWh/a	2320
Annual energy consumption under average climate conditions for low-temperature applications (QHE)	kWh/a	2479
Annual power consumption under average climate conditions (AEC)		-
Seasonal space heating energy efficiency under average climate conditions for medium-temperature applications (η_s)	%	100
Seasonal space heating energy efficiency under average climate conditions for low-temperature applications (η_s)	%	136
Energy efficiency, DHW heating (η_{wh}), under average climate conditions	%	122
Sound power level, indoor	dB(A)	56
Option for operation only at off-peak times		-
Rated heating output under colder climate conditions for medium-temperature applications (P rated)	kW	3
Rated heating output under colder climate conditions for low-temperature applications (P rated)	kW	4
Rated heating output under warmer climate conditions for medium-temperature applications (P rated)	kW	3
Rated heating output under warmer climate conditions for low-temperature applications (P rated)	kW	4
Annual energy consumption under colder climate conditions for medium-temperature applications (QHE)	kWh/a	3152
Annual energy consumption under colder climate conditions for low-temperature applications (QHE)	kWh/a	3333
Annual energy consumption under warmer climate conditions for medium-temperature applications (QHE)	kWh/a	1499
Annual energy consumption under warmer climate conditions for low-temperature applications (QHE)	kWh/a	1481
Annual power consumption under colder climate conditions (AEC)		-
Annual power consumption under warmer climate conditions (AEC)		-
Seasonal space heating energy efficiency under colder climate conditions for medium-temperature applications (η_s)	%	79
Seasonal space heating energy efficiency under colder climate conditions for low-temperature applications (η_s)	%	116
Seasonal space heating energy efficiency under warmer climate conditions for medium-temperature applications (η_s)	%	108
Seasonal space heating energy efficiency under warmer climate conditions for low-temperature applications (η_s)	%	152
Seasonal space heating energy efficiency under warmer climate conditions for low-temperature applications (η_s)		-
Energy efficiency, DHW heating (η_{wh}), warmer climates		-
Sound power level, outdoor	dB(A)	56



ENERGY

LWZ 304 SOL E

STIEBEL ELTRON



A⁺



A



A⁺⁺⁺

A⁺⁺

A⁺

A

B

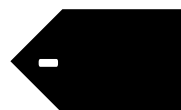
C

D


E

F

G



+



+



+



+



A⁺⁺⁺

A⁺⁺

A⁺

A

B

C

D

E

F

G



Product datasheet: Combination heater to Regulation (EU) No 811/2013 (S.I. 2019 No. 539 / Programme 2)

		LWZ 304 SOL E
		231458
Manufacturer		STIEBEL ELTRON
Seasonal space heating energy efficiency under average climate conditions for medium-temperature applications (η_s)	%	100
Temperature control class		-
Contribution of temperature control to space heating energy efficiency		-
Space heating energy efficiency of package under average climate conditions		-
Space heating energy efficiency of package under colder climate conditions		-
Space heating energy efficiency of package under warmer climate conditions		-
Value of differential between space heating energy efficiency under average climate conditions and that under colder climate conditions	%	21
Value of differential between space heating energy efficiency under warmer climate conditions and that under average climate conditions	%	8
Space heating energy efficiency class under average climate conditions, medium-temperature applications (A+++ -> D)		A+
Space heating energy efficiency class of package under average climate conditions (A+++ -> D)		-
Energy efficiency class, DHW heating under average climate conditions (A+++ -> D)		A
Load profile		XL

Product datasheet: Combination heater to Regulation (EU) No 811/2013 (S.I. 2019 No. 539 / Programme 2)

		LWZ 304 SOL E
		231458
Manufacturer		STIEBEL ELTRON
Heat source		-
Low temperature heat pump		-
With auxiliary heater		-
Combination heater with heat pump		-
Rated heating output under colder climate conditions for medium-temperature applications (P rated)	kW	3
Rated heating output under average climate conditions for medium-temperature applications (P rated)	kW	3
Rated heating output under warmer climate conditions for medium-temperature applications (P rated)	kW	3
Tj = -7 °C heating output, partial load range under colder climate conditions (Pdh)		-
Tj = -7 °C heating output, partial load range under average climate conditions (Pdh)	kW	1.9
Tj = 2 °C heating output, partial load range under colder climate conditions (Pdh)		-
Tj = 2 °C heating output, partial load range under average climate conditions (Pdh)	kW	3.6
Tj = 2 °C heating output, partial load range under warmer climate conditions (Pdh)		-
Tj = 7 °C heating output, partial load range under colder climate conditions (Pdh)		-
Tj = 7 °C heating output, partial load range under average climate conditions (Pdh)	kW	4.7
Tj = 7 °C heating output, partial load range under warmer climate conditions (Pdh)		-
Tj = 12 °C heating output, partial load range under colder climate conditions (Pdh)		-
Tj = 12 °C heating output, partial load range under average climate conditions (Pdh)	kW	5.9
Tj = 12 °C heating output, partial load range under warmer climate conditions (Pdh)		-
Tj = dual mode temperature under colder climate conditions (Pdh)		-
Tj = dual mode temperature under average climate conditions (Pdh)	kW	2.3
Tj = dual mode temperature under warmer climate conditions (Pdh)		-
Tj = operating temperature limit under colder climate conditions (Pdh)		-
Tj = operating temperature limit under average climate conditions (Pdh)	kW	1.2
Tj = operating temperature limit under warmer climate conditions (Pdh)		-
For air source heat pumps: Tj = -15 °C (if TOL < -20 °C) (Pdh)	kW	0.2
Dual mode temperature under colder climate conditions (Tbiv)		-
Dual mode temperature under average climate conditions (Tbiv)	Grad C	-5
Dual mode temperature under warmer climate conditions (Tbiv)		-
Seasonal space heating energy efficiency under colder climate conditions for medium-temperature applications (ηs)	%	79
Seasonal space heating energy efficiency under average climate conditions for medium-temperature applications (ηs)	%	100
Seasonal space heating energy efficiency under warmer climate conditions for medium-temperature applications (ηs)	%	108
Tj = -7 °C COP, partial load range under colder climate conditions (COPd)		-
Tj = -7 °C COP, partial load range under average climate conditions (COPd)		1.8
Tj = 2 °C COP, partial load range under colder climate conditions (COPd)		-
Tj = 2 °C COP, partial load range under average climate conditions (COPd)		2.7
Tj = 2 °C COP, partial load range under warmer climate conditions (COPd)		-
Tj = 7 °C COP, partial load range under colder climate conditions (COPd)		-
Tj = 7 °C COP, partial load range under average climate conditions (COPd)		3.2

Tj = 7 °C COP, partial load range under warmer climate conditions (COPd)		-
Tj = 12 °C COP, partial load range under colder climate conditions (COPd)		-
Tj = 12 °C COP, partial load range under average climate conditions (COPd)		388
Tj = 12 °C COP, partial load range under warmer climate conditions (COPd)		-
Tj = dual mode temperature under colder climate conditions (COPd)		-
Tj = dual mode temperature under average climate conditions (COPd)		2.1
Tj = dual mode temperature under warmer climate conditions (COPd)		-
Tj = operating temperature limit under colder climate conditions (COPd)		-
Tj = operating temperature limit under average climate conditions (COPd)		1.4
Tj = operating temperature limit under warmer climate conditions (COPd)		-
For air source heat pumps: Tj = -15 °C (if TOL < -20 °C) (COPd)		0.2
Operating temperature limit under colder climate conditions (TOL)		-
Operating temperature limit under average climate conditions (TOL)		-
Operating temperature limit under warmer climate conditions (TOL)		-
Operating temperature limit of heating water under colder climate conditions (WTOL)		-
Operating temperature limit of heating water under average climate conditions (WTOL)	Grad C	0
Operating temperature limit of heating water under warmer climate conditions (WTOL)		-
Power consumption, off-mode (Poff)	Watt	12
Power consumption, thermostat off-mode (PTO)	Watt	82
Power consumption, standby state (PSB)	Watt	12
Power consumption, operating state, with crankcase heating (PCK)	Watt	12
Rated heating output of auxiliary heater under colder climate conditions (PSUP)		-
Rated heating output of auxiliary heater under average climate conditions (PSUP)	kW	1.6
Rated heating output of auxiliary heater under warmer climate conditions (PSUP)		-
Type of energy supply, auxiliary heater		-
Output control		-
Sound power level, outdoor	dB(A)	56
Sound power level, indoor	dB(A)	56
Annual energy consumption under colder climate conditions for medium-temperature applications (QHE)	kWh/a	3152
Annual energy consumption under average climate conditions for medium-temperature applications (QHE)	kWh/a	2320
Annual energy consumption under warmer climate conditions for medium-temperature applications (QHE)	kWh/a	1499
Flow rate on heat source side		-
Load profile		XL
Daily power consumption under colder climate conditions (QELEC)		-
Daily power consumption under average climate conditions (QELEC)		-
Daily power consumption under warmer climate conditions (QELEC)		-
Annual power consumption under colder climate conditions (AEC)		-
Annual power consumption under average climate conditions (AEC)		-
Annual power consumption under warmer climate conditions (AEC)		-
Seasonal space heating energy efficiency under warmer climate conditions for low-temperature applications (η_s)		-
Energy efficiency, DHW heating (η_{wh}), under average climate conditions	%	122
Energy efficiency, DHW heating (η_{wh}), warmer climates		-