



ENERGY

WPW 22 Set

STIEBEL ELTRON



55 °C

35 °C



A⁺⁺

A⁺⁺



53 dB



- dB

■ 24

■ 16

■ 8

kW

■ 25

■ 17

■ 9

kW



2019

811/2013

Product datasheet: Space heater to Regulation (EU) No 811/2013 (S.I. 2019 No. 539 / Programme 2)


		WPW 22 Set
		232953
Manufacturer		STIEBEL ELTRON
Space heating energy efficiency class under average climate conditions, medium-temperature applications (A+++ -> D)		A++
Energy efficiency class, space heating under average climate conditions, low-temperature applications (A+++ -> D)		A++
Rated heating output under average climate conditions for medium-temperature applications (P rated)	kW	16
Rated heating output under average climate conditions for low-temperature applications (P rated)	kW	17
Seasonal space heating energy efficiency under average climate conditions for medium-temperature applications (η_s)	%	134
Seasonal space heating energy efficiency under average climate conditions for low-temperature applications (η_s)	%	189
Annual energy consumption under average climate conditions for medium-temperature applications (QHE)	kWh/a	9223
Annual energy consumption under average climate conditions for low-temperature applications (QHE)	kWh/a	7153
Sound power level, indoor	dB(A)	53
Option for operation only at off-peak times		-
Rated heating output under colder climate conditions for medium-temperature applications (P rated)	kW	24
Rated heating output under colder climate conditions for low-temperature applications (P rated)	kW	25
Rated heating output under warmer climate conditions for medium-temperature applications (P rated)	kW	8
Rated heating output under warmer climate conditions for low-temperature applications (P rated)	kW	9
Seasonal space heating energy efficiency under colder climate conditions for medium-temperature applications (η_s)	%	135
Seasonal space heating energy efficiency under colder climate conditions for low-temperature applications (η_s)	%	185
Seasonal space heating energy efficiency under warmer climate conditions for medium-temperature applications (η_s)	%	126
Seasonal space heating energy efficiency under warmer climate conditions for low-temperature applications (η_s)	%	179
Annual energy consumption under colder climate conditions for medium-temperature applications (QHE)	kWh/a	16433
Annual energy consumption under colder climate conditions for low-temperature applications (QHE)	kWh/a	12880
Annual energy consumption under warmer climate conditions for medium-temperature applications (QHE)	kWh/a	3499
Annual energy consumption under warmer climate conditions for low-temperature applications (QHE)	kWh/a	2724
Sound power level, outdoor		-



ENERGY

WPW 22 Set

STIEBEL ELTRON



A⁺⁺

A⁺⁺⁺

A⁺⁺

A⁺

A

B

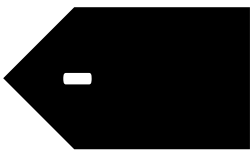
C

D


E

F

G



+



+



+



+



Product datasheet: Space heater to Regulation (EU) No 811/2013 (S.I. 2019 No. 539 / Programme 2)

		WPW 22 Set
		232953
Manufacturer		STIEBEL ELTRON
Seasonal space heating energy efficiency under average climate conditions for low-temperature applications (η_s)	%	189
Temperature control class		VII
Contribution of temperature control to space heating energy efficiency	%	3.5
Space heating energy efficiency of package under average climate conditions		-
Space heating energy efficiency of package under colder climate conditions		-
Space heating energy efficiency of package under warmer climate conditions		-
Value of differential between space heating energy efficiency under average climate conditions and that under colder climate conditions	%	7
Value of differential between space heating energy efficiency under warmer climate conditions and that under average climate conditions	%	14
Energy efficiency class, space heating under average climate conditions, low-temperature applications (A+++ -> D)		A++
Space heating energy efficiency class of package under average climate conditions (A+++ -> D)		-

Product datasheet: Space heater to Regulation (EU) No 811/2013 (S.I. 2019 No. 539 / Programme 2)

		WPW 22 Set
		232953
Manufacturer		STIEBEL ELTRON
Heat source		Sole
Low temperature heat pump		-
With auxiliary heater		-
Combination heater with heat pump		-
Rated heating output under colder climate conditions for medium-temperature applications (P rated)	kW	24
Rated heating output under average climate conditions for medium-temperature applications (P rated)	kW	16
Rated heating output under warmer climate conditions for medium-temperature applications (P rated)	kW	8
Tj = -7 °C heating output, partial load range under colder climate conditions (Pdh)		-
Tj = -7 °C heating output, partial load range under average climate conditions (Pdh)		-
Tj = 2 °C heating output, partial load range under colder climate conditions (Pdh)		-
Tj = 2 °C heating output, partial load range under average climate conditions (Pdh)		-
Tj = 2 °C heating output, partial load range under warmer climate conditions (Pdh)		-
Tj = 7 °C heating output, partial load range under colder climate conditions (Pdh)		-
Tj = 7 °C heating output, partial load range under average climate conditions (Pdh)		-
Tj = 7 °C heating output, partial load range under warmer climate conditions (Pdh)		-
Tj = 12 °C heating output, partial load range under colder climate conditions (Pdh)		-
Tj = 12 °C heating output, partial load range under average climate conditions (Pdh)		-
Tj = 12 °C heating output, partial load range under warmer climate conditions (Pdh)		-
Tj = dual mode temperature under colder climate conditions (Pdh)		-
Tj = dual mode temperature under average climate conditions (Pdh)		-
Tj = dual mode temperature under warmer climate conditions (Pdh)		-
Tj = operating temperature limit under colder climate conditions (Pdh)		-
Tj = operating temperature limit under average climate conditions (Pdh)		-
Tj = operating temperature limit under warmer climate conditions (Pdh)		-
For air source heat pumps: Tj = -15 °C (if TOL< -20 °C) (Pdh)		-
Dual mode temperature under colder climate conditions (Tbiv)		-
Dual mode temperature under average climate conditions (Tbiv)		-
Dual mode temperature under warmer climate conditions (Tbiv)		-
Seasonal space heating energy efficiency under colder climate conditions for medium-temperature applications (ηs)	%	135
Seasonal space heating energy efficiency under average climate conditions for medium-temperature applications (ηs)	%	134
Seasonal space heating energy efficiency under warmer climate conditions for medium-temperature applications (ηs)	%	126
Tj = -7 °C COP, partial load range under colder climate conditions (COPd)		-
Tj = -7 °C COP, partial load range under average climate conditions (COPd)		-
Tj = 2 °C COP, partial load range under colder climate conditions (COPd)		-
Tj = 2 °C COP, partial load range under average climate conditions (COPd)		-
Tj = 2 °C COP, partial load range under warmer climate conditions (COPd)		-
Tj = 7 °C COP, partial load range under colder climate conditions (COPd)		-
Tj = 7 °C COP, partial load range under average climate conditions (COPd)		-

Tj = 7 °C COP, partial load range under warmer climate conditions (COPd)		-
Tj = 12 °C COP, partial load range under colder climate conditions (COPd)		-
Tj = 12 °C COP, partial load range under average climate conditions (COPd)		-
Tj = 12 °C COP, partial load range under warmer climate conditions (COPd)		-
Tj = dual mode temperature under colder climate conditions (COPd)		-
Tj = dual mode temperature under average climate conditions (COPd)		-
Tj = dual mode temperature under warmer climate conditions (COPd)		-
Tj = operating temperature limit under colder climate conditions (COPd)		-
Tj = operating temperature limit under average climate conditions (COPd)		-
Tj = operating temperature limit under warmer climate conditions (COPd)		-
For air source heat pumps: Tj = -15 °C (if TOL < -20 °C) (COPd)		-
Operating temperature limit under colder climate conditions (TOL)		-
Operating temperature limit under average climate conditions (TOL)		-
Operating temperature limit under warmer climate conditions (TOL)		-
Operating temperature limit of heating water under colder climate conditions (WTOL)		-
Operating temperature limit of heating water under average climate conditions (WTOL)		-
Operating temperature limit of heating water under warmer climate conditions (WTOL)		-
Power consumption, off-mode (Poff)		-
Power consumption, thermostat off-mode (PTO)		-
Power consumption, standby state (PSB)		-
Power consumption, operating state, with crankcase heating (PCK)		-
Rated heating output of auxiliary heater under colder climate conditions (PSUP)		-
Rated heating output of auxiliary heater under average climate conditions (PSUP)		-
Rated heating output of auxiliary heater under warmer climate conditions (PSUP)		-
Type of energy supply, auxiliary heater		-
Output control		fest
Sound power level, outdoor		-
Sound power level, indoor	dB(A)	53
Annual energy consumption under colder climate conditions for medium-temperature applications (QHE)	kWh/a	16433
Annual energy consumption under average climate conditions for medium-temperature applications (QHE)	kWh/a	9223
Annual energy consumption under warmer climate conditions for medium-temperature applications (QHE)	kWh/a	3499
Flow rate on heat source side		-