



ENERGY

STIEBEL ELTRON

WPL 17 ACS classic flex
Set S

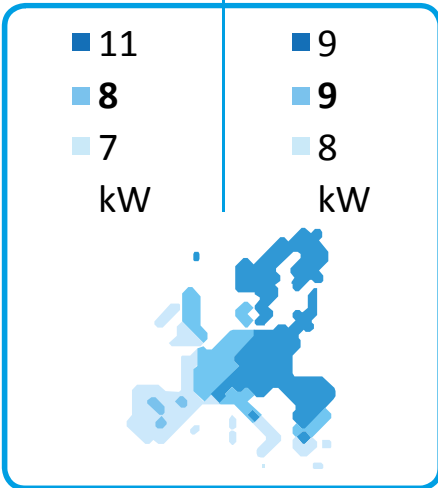


55 °C

35 °C



57 dB



2019

811/2013

Product datasheet: Room heater to regulation (EU) no. 811/2013 / (S.I. 2019 No. 539 / Schedule 2)


| | | WPL 17 ACS classic flex Set S |
|---|-------|---|
| | | 236634 |
| Manufacturer | | STIEBEL ELTRON |
| Energy efficiency class for central heating in moderate climates for medium temperature applications | | A++ |
| Energy efficiency class for central heating in moderate climates for low temperature applications | | A+++ |
| Rated heating output in moderate climates for average temperature applications (Prated) | kW | 8 |
| Rated heating output in moderate climates for low temperature applications (Prated) | kW | 9 |
| Seasonal room heating efficiency in moderate climates for average temperature applications (η_s) | % | 125 |
| Seasonal room heating efficiency in moderate climates for low temperature applications (η_s) | % | 177 |
| Annual energy consumption in moderate climates for average temperature applications (QHE) | kWh/a | 4865 |
| Annual energy consumption in moderate climates for low temperature applications (QHE) | kWh/a | 4218 |
| Sound power level external | dB(A) | 57 |
| Special measures | | For all special measures to be taken during assembly, installation or maintenance of the room heater, see the installation instructions |
| Rated heating output in colder climates for average temperature applications (Prated) | kW | 11 |
| Rated heating output in colder climates for low temperature applications (Prated) | kW | 9 |
| Rated heating output in warmer climates for average temperature applications (Prated) | kW | 7 |
| Rated heating output in warmer climates for low temperature applications (Prated) | kW | 8 |
| Seasonal room heating efficiency in colder climates for average temperature applications (η_s) | % | 103 |
| Seasonal room heating efficiency in colder climates for low temperature applications (η_s) | % | 147 |
| Seasonal room heating efficiency in warmer climates for average temperature applications (η_s) | % | 153 |
| Seasonal room heating efficiency in warmer climates for low temperature applications (η_s) | % | 215 |
| Annual energy consumption in colder climates for average temperature applications (QHE) | kWh/a | 10193 |
| Annual energy consumption in colder climates for low temperature applications (QHE) | kWh/a | 5722 |
| Annual energy consumption in warmer climates for average temperature applications (QHE) | kWh/a | 2048 |
| Annual energy consumption in warmer climates for low temperature applications (QHE) | kWh/a | 1867 |



ENERGY

STIEBEL ELTRON

WPL 17 ACS classic flex Set S



A⁺⁺

A⁺⁺⁺

A⁺⁺

A⁺⁺

A⁺

A

B

C


D

E

F

G

+



+



+



+



Product datasheet: Composite system consisting of room heater and temperature controller to regulation (EU) no. 811/2013 / (S.I. 2019 No. 539 / Schedule 2)

| | | WPL 17 ACS classic flex Set S |
|---|---|--------------------------------------|
| | | 236634 |
| Manufacturer | | STIEBEL ELTRON |
| Seasonal room heating efficiency in moderate climates for average temperature applications (η_s) | % | 125 |
| Temperature controller class | | VI |
| Contribution of temperature controller to room heating energy efficiency | % | 4 |
| Room heating energy efficiency of composite system under moderate climatic conditions | % | 129 |
| Room heating energy efficiency of composite system under colder climatic conditions | % | 107 |
| Room heating energy efficiency of composite system under warmer climatic conditions | % | 163 |
| Value of differential between room heating energy efficiency under moderate climatic conditions and that under colder climatic conditions | % | 22 |
| Value of differential between room heating energy efficiency under warmer climatic conditions and that under moderate climatic conditions | % | 34 |
| Energy efficiency class for central heating in moderate climates for medium temperature applications | | A++ |
| Room heating energy efficiency class of composite system under moderate climatic conditions | | A++ |

Required details about room heater and combi heater with heat pump to regulation (EU) no. 813/2013 & 811/2013

| | | WPL 17 ACS classic flex Set S |
|---|----|-------------------------------|
| | | 236634 |
| Manufacturer | | STIEBEL ELTRON |
| Heat source | | Outside air |
| With booster heater | | x |
| Combi boiler with heat pump | | - |
| Rated heating output in colder climates for average temperature applications (Prated) | kW | 11 |
| Rated heating output in moderate climates for average temperature applications (Prated) | kW | 8 |
| Rated heating output in warmer climates for average temperature applications (Prated) | kW | 7 |
| Tj = -7 °C heating output, partial load range in colder climates (Pdh) | kW | 6.6 |
| Tj = -7 °C heating output, partial load range under moderate climatic conditions (Pdh) | kW | 5.10 |
| Tj = 2 °C heating output, partial load range in colder climates (Pdh) | kW | 4 |
| Tj = 2 °C heating output, partial load range under moderate climatic conditions (Pdh) | kW | 4.10 |
| Tj = 2 °C heating output, partial load range in warmer climates (Pdh) | kW | 6 |
| Tj = 7 °C heating output, partial load range in colder climates (Pdh) | kW | 2.7 |
| Tj = 7 °C heating output, partial load range under moderate climatic conditions (Pdh) | kW | 2.60 |
| Tj = 7 °C heating output, partial load range in warmer climates (Pdh) | kW | 3.9 |
| Tj = 12 °C heating output, partial load range in colder climates (Pdh) | kW | 3.4 |
| Tj = 12 °C heating output, partial load range under moderate climatic conditions (Pdh) | kW | 3.30 |
| Tj = 12 °C heating output, partial load range in warmer climates (Pdh) | kW | 3.3 |
| Tj = dual mode temperature in colder climates (Pdh) | kW | 6.6 |
| Tj = dual mode temperature under moderate climatic conditions (Pdh) | kW | 6.10 |
| Tj = dual mode temperature in warmer climates (Pdh) | kW | 6 |
| Tj = operating temperature limit in colder climates (Pdh) | kW | 1.8 |
| Tj = operating temperature limit under moderate climatic conditions (Pdh) | kW | 5.10 |
| Tj = operating temperature limit in warmer climates (Pdh) | kW | 6.7 |
| For air/water heat pumps: Tj = -15 °C (if TOL < -20 °C) (Pdh) | kW | 0.00 |
| Dual mode temperature in colder climates (Tbiv) | °C | -7 |
| Dual mode temperature in moderate climates (Tbiv) | °C | -5 |
| Dual mode temperature in warmer climates (Tbiv) | °C | 2 |
| Seasonal room heating efficiency in colder climates for average temperature applications (ηs) | % | 103 |
| Seasonal room heating efficiency in moderate climates for average temperature applications (ηs) | % | 125 |
| Seasonal room heating efficiency in warmer climates for average temperature applications (ηs) | % | 153 |
| Tj = -7 °C COP, partial load range in colder climates (COPd) | | 2.4 |
| Tj = -7 °C COP, partial load range under moderate climatic conditions (COPd) | | 2.00 |
| Tj = 2 °C COP, partial load range in colder climates (COPd) | | 3.6 |
| Tj = 2 °C COP, partial load range under moderate climatic conditions (COPd) | | 3.30 |
| Tj = 2 °C COP, partial load range in warmer climates (COPd) | | 2.2 |
| Tj = 7 °C COP, partial load range in colder climates (COPd) | | 5 |
| Tj = 7 °C COP, partial load range under moderate climatic conditions (COPd) | | 4.60 |
| Tj = 7 °C COP, partial load range in warmer climates (COPd) | | 3.5 |
| Tj = 12 °C COP, partial load range in colder climates (COPd) | | 6.2 |
| Tj = 12 °C COP, partial load range under moderate climatic conditions (COPd) | | 6 |
| Tj = 12 °C COP, partial load range in warmer climates (COPd) | | 5.7 |
| Tj = dual mode temperature in colder climates (COPd) | | 2.4 |
| Tj = dual mode temperature under moderate climatic conditions (COPd) | | 2.30 |
| Tj = dual mode temperature in warmer climates (COPd) | | 2.2 |

| | | |
|---|-------------------|----------|
| Tj = operating temperature limit in colder climates (COPd) | | 1.4 |
| Tj = operating temperature limit under moderate climatic conditions (COPd) | | 2.00 |
| Tj = operating temperature limit in warmer climates (COPd) | | 2.2 |
| For air/water heat pumps: Tj= -15 °C (if TOL < -20 °C) (COPd) | | 0.00 |
| Operating temperature limit in colder climates (TOL) | °C | -15 |
| Operating temperature limit in moderate climates (TOL) | °C | -7.000 |
| Operating temperature limit in warmer climates (TOL) | °C | 2 |
| Heating water operating temperature limit in colder climates (WTOL) | °C | 60 |
| Heating water operating temperature limit (WTOL) | °C | 60 |
| Heating water operating temperature limit in warmer climates (WTOL) | °C | 60 |
| Power consumption, OFF state (Poff) | W | 17.000 |
| Power consumption, thermostat OFF state (PTO) | W | 30 |
| Standby power consumption (PSB) | W | 17.000 |
| Power consumption, operating state, with crankcase heating (PCK) | W | 5.000 |
| Booster heater heating output in colder climates (Psup) | kW | 11 |
| Booster heater heating output (PSUB) | kW | 8.000 |
| Booster heater heating output in warmer climates (Psup) | kW | 0 |
| Type of energy supply, booster heater | | electric |
| Power control | | variable |
| Sound power level external | dB(A) | 57 |
| Annual energy consumption in colder climates for average temperature applications (QHE) | kWh/a | 10193 |
| Annual energy consumption in moderate climates for average temperature applications (QHE) | kWh/a | 4865 |
| Annual energy consumption in warmer climates for average temperature applications (QHE) | kWh/a | 2048 |
| Flow rate, heat source side | m ³ /h | 2200 |

Special measures

For all special measures to be taken during assembly, installation or maintenance of the room heater, see the installation instructions